

Synthetic, Mechanistic and Biological Interrogation of Ginkgo biloba Chemical Space en route to (–)-Bilobalide

Robert M. Demoret, Meghan A. Baker, Masaki Ohtawa, Shuming Chen, Ching-Ching Lam, Sophia Khom, Marisa Roberto, Stefano Forli, K. N. Houk, and Ryan A. Shenvi

J. Am. Chem. Soc., **Just Accepted Manuscript** • DOI: 10.1021/jacs.0c08231 • Publication Date (Web): 29 Sep 2020

Downloaded from pubs.acs.org on September 30, 2020

Just Accepted

“Just Accepted” manuscripts have been peer-reviewed and accepted for publication. They are posted online prior to technical editing, formatting for publication and author proofing. The American Chemical Society provides “Just Accepted” as a service to the research community to expedite the dissemination of scientific material as soon as possible after acceptance. “Just Accepted” manuscripts appear in full in PDF format accompanied by an HTML abstract. “Just Accepted” manuscripts have been fully peer reviewed, but should not be considered the official version of record. They are citable by the Digital Object Identifier (DOI®). “Just Accepted” is an optional service offered to authors. Therefore, the “Just Accepted” Web site may not include all articles that will be published in the journal. After a manuscript is technically edited and formatted, it will be removed from the “Just Accepted” Web site and published as an ASAP article. Note that technical editing may introduce minor changes to the manuscript text and/or graphics which could affect content, and all legal disclaimers and ethical guidelines that apply to the journal pertain. ACS cannot be held responsible for errors or consequences arising from the use of information contained in these “Just Accepted” manuscripts.

Synthetic, Mechanistic and Biological Interrogation of *Ginkgo biloba* Chemical Space en route to (–)-Bilobalide

Robert M. Demoret,^{1,‡} Meghan A. Baker,^{1,‡} Masaki Ohtawa,^{1,†} Shuming Chen,² Ching Ching Lam,² Sophia Khom,⁴ Marisa Roberto,⁴ Stefano Forli,³ Kendall N. Houk,² Ryan A. Shenvi^{1*}

¹Department of Chemistry, Scripps Research, La Jolla, California 92037, United States

²Department of Chemistry and Biochemistry, University of California, Los Angeles, CA, USA

³DISCoBio, Scripps Research, La Jolla, California 92037, United States

⁴Departments of Molecular Medicine and Neuroscience, La Jolla, California 92037, United States

ABSTRACT: Here we interrogate the structurally dense (1.63 mcbits/Å³) GABA_A receptor antagonist bilobalide, intermediates en route to its synthesis and related mechanistic questions. ¹³C isotope labeling identifies an unexpected bromine migration en route to an α -selective, catalytic asymmetric Reformatsky reaction, ruling out an asymmetric allylation pathway. Experiment and computation converge on the driving forces behind two surprising observations. First, an oxetane acetal persists in concentrated mineral acid (1.5 M DCl in THF-d₈/D₂O); its longevity is correlated to destabilizing steric clash between substituents upon ring-opening. Second, a regioselective oxidation of *des*-hydroxybilobalide is found to rely on lactone acidification through lone-pair delocalization, which leads to extremely rapid intermolecular enolate equilibration. We also establish equivalent effects of (–)-bilobalide and the nonconvulsive sesquiterpene (–)-jiadifenolide on action potential-independent inhibitory currents at GABAergic synapses, using (+)-bilobalide as a negative control. The high information density of bilobalide distinguishes it from other scaffolds, and may characterize natural product (NP) space more generally. Therefore, we also include a Python script to quickly (*ca.* 132,000 molecules/minute) calculate information content (Böttcher scores), which may prove helpful to identify important features of NP space.

Introduction. Herbal supplements and remedies constitute a large and controversial market.¹ Not regulated as conventional foods or drugs by the FDA,² plant extracts can nevertheless contain orally bioavailable small molecules with profound effects on human biology. Successful sales, however, do not rely on the same demonstrations of efficacy and safety as approved pharmaceuticals. For instance, leaf extracts of *Ginkgo biloba* are widely marketed today as nootropic supplements, but the ability of these extracts to improve cognition is questionable.³ Despite the ambiguity, approximately 1.6 million adults reported using *G. biloba* extracts in the US in a 2012 survey.^{4,5} Even with clear target annotation for several constituents, as well as proven brain penetration,⁶ any benefits of *Ginkgo* extracts remain largely unsubstantiated. Additionally, a two-year study by the National Toxicology Program (NTP) concluded that one commercially available *G. Biloba* extract increased rates of liver and thyroid cancers in mice and rats.⁷ Adverse events have been long attributed to ingestion of *Ginkgo* extracts, especially increased bleed time (see below).

Even so, individual components of the crude extract may find useful application if isolated from the off-target activity of congeners. For example, pure bilobalide (–)-I exhibited normalization of cognitive impairment in models of Down syndrome, Ts65Dn mice, which exhibit excess inhibitory signaling.⁸ Four-week administration of bilobalide led to improved cognitive performance, which correlated to enhanced long-term potentiation (LTP, strengthening of synapses) by a related compound (pentyltetrazole, PTZ) even months after drug regimen had ended. Bilobalide also displayed protection against NMDA-induced excitotoxicity in rat hippocampus.⁹

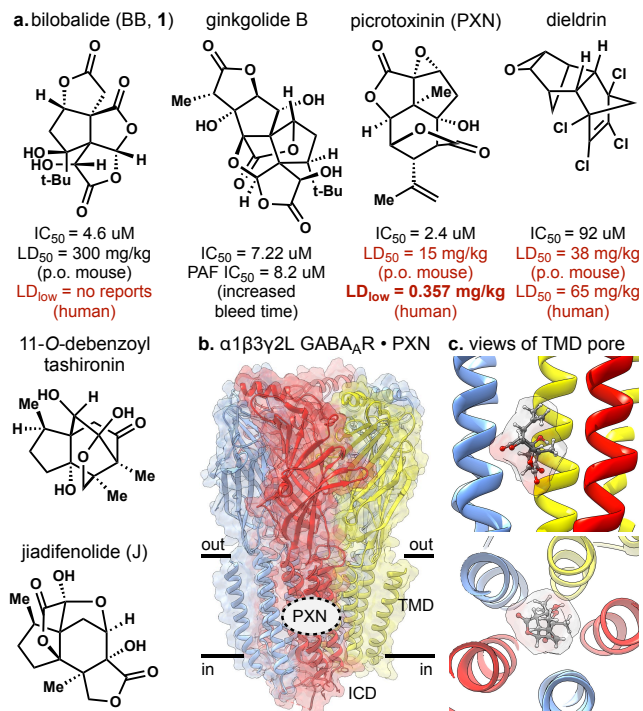


Figure 1. a. Hyperexcitatory compounds that antagonize GABA_A receptors; b. cryogenic electron microscopy structure of the human $\alpha 1\beta 3\gamma 2L$ GABA_A receptors; c. channel binding site of picrotoxinin, which exhibits allosteric coupling to the extracellular region (b/c, Ref. 10).

In addition to human applications,¹¹ ginkgolides and bilobalide exhibit insect deterrent or insecticidal activity against the fall webworm (*H. Cunea*, 0.31–1.25 mg/mL),^{12a} codling moth (*C. pomonella*, 0.1 mg/mL),^{12b} brown rice planthopper (*N. lugens*, 0.17–0.26 ng/female) and others.¹² Ginkgo leaves have long been used as bookmarks to protect against page-eating insects like silverfish and booklice.^{16b} The insecticidal activity of *Ginkgo biloba* leaves, roots and stems may have provided advantage against predation to preserve the lineage of the early Paleocene species *G. adiantoides*.¹³ Benign effects of bilobalide in humans—in contrast to ginkgolides¹⁴—commend it as a potentially safe insecticide. The seemingly disparate applications of bilobalide in mammals and in insects derive from activity at homologous ion channels: RDL (resistance to dieldrin) receptors in insects and GABA_A (gamma-amino butyric acid A) receptors in mammals (Figure 1b).

Bilobalide exhibits insecticidal activity through antagonism of RDL receptors: heteropentameric ion channels gated by GABA. These ionotropic receptors mediate fast synaptic transmission in insect nervous systems. As in mature mammalian systems, the current tends to be inhibitory.¹⁵ Antagonism of these inhibitory channels, therefore, causes increase in spontaneous firing and can prove lethal. As a consequence, RDL receptors are common targets of insect-control agents, such as their namesake, dieldrin, a member of the cyclodiene class. An Ala→Ser mutation within the channel¹⁶ reduces sensitivity to GABA receptor antagonists, including picrotoxinin (PXN, the more active component of the mixed substance picrotoxin, PTX), a plant metabolite of similar formula and topography to bilobalide.^{17a}

Dieldrin, PXN and bilobalide also antagonize homologous human GABA-gated ion channels or GABA_A receptors (GABA_ARs). Point mutation of channel residues^{17b} identified a likely binding site for bilobalide near the same location as dieldrin and PXN¹⁸: a wide cavity between 2' and 6' residues on the M2 helix in the transmembrane domain (Figure 1c).¹⁹ (–)-1 and PXN also display similar potency against a major subtype of GABA receptor in the human brain (IC₅₀ = 1.2 μM vs. 4.9 μM, α₁β₂γ_{2L} @ EC₅₀ GABA), although they respond differently to diverse positive allosteric modulators.²⁰

Both PXN and dieldrin, however, exhibit marked neurotoxicity in mammals. The latter compound, a polychlorinated pentacycle, persists in the environment, transits along the food-chain and causes multiple disorders in humans.²¹ In contrast, bilobalide is well-tolerated in mammals at low to moderate doses and breaks down easily near neutral pH (see below). As a result, there is significant interest in the development of bilobalide as an insecticide.¹² Crude or semi-purified *G. biloba* extracts unfortunately contain ginkgolides A–J, which inhibit RDL receptors but also antagonize human platelet aggregating factor (PAF) and are stable to water.

We became interested in **1** due to its similarity to the *Illicium* sesquiterpenes,²² which hyperexcite mammalian neurons^{22b} but display potentially therapeutic phenotypes in mice, such as normalization of amphetamine-induced hyperlocomotion, an antipsychotic effect.²³ We also recognized the opportunity to investigate broader strategies in polyoxygenated carbocycle synthesis gleaned from work on jiadifenolide^{22a} and *O*-debenzoyltashironin,^{22b} namely the merger of highly oxidized but sterically congested fragments to accelerate synthesis.²⁴

Here we describe our efforts to devise a concise synthesis of bilobalide (**1**), a challenge due to its two hallmark features: 1) congestion, both steric and stereogenic, and 2) polyoxygenation. Together, these features give **1** a very high information density (Figure 2, 1.63 mcbit/ Å³), a measure we introduce here that accounts for the volume occupied by chemical information present in a molecule. In contrast to information content (mcbits),²⁵ which mostly reflects heavy atom count and stereocenters, information density (mcbit/ Å³) reflects how that information is packaged. When high levels of stereochemical information are incorporated into small molecular volumes (i.e. contiguous stereocenters), new interactions and modes of reactivity result. In other words, molecules with high information density can have unexpected emergent properties that alter their stability and reactivity.²⁶ The efficient conversion of low information-density building blocks into high information-density targets is a fundamental aim of total synthesis. This exercise is particularly important in channel-binding ligands of ionotropic receptors, especially terpenoids typified by **1**, where atoms must be restricted to a small volume: **1** is only 260 Å³. In comparison, the steroid-derived anxiolytic minaxolone,²⁷ which binds the extracellular region of GABA_A receptors occupies 498 Å³ and the insecticidal macrolide ivermectin, which binds the outer transmembrane region, occupies 835 Å³. Compared to similarly-sized natural products pleuromutilin, himbacine and artemisinin, bilobalide possesses the highest information density, primarily due to its oxygen content, stereocenters and small volume. Stereocenters play a major role in the information density of **1**: an achiral constitutional isomer contains only half the information density (0.94 vs. 1.63 mcbit/ Å³).

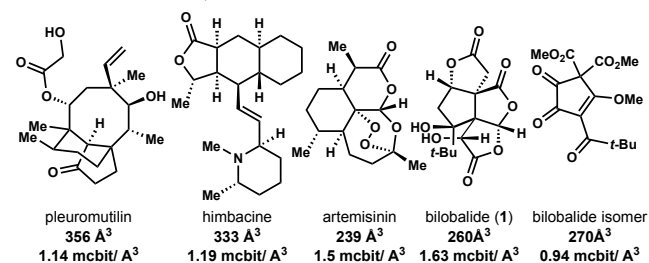


Figure 2. Representative secondary metabolites, volumes and information densities.

Two overarching strategies differentiate this work from the prior^{28,29} syntheses: incorporation of targeted carbon oxidation states in starting materials and formation of hindered C–C bonds between these building blocks. The result, realized retrospectively, is a generally positive increase in average information content;³⁰ each step productively approaches the target complexity.

The execution of the synthesis relied on recursive feedback between several discoveries that we analyze here in detail. First, we provide a full account of the development of a catalytic, enantioselective Zn⁺²-Reformatsky aldol that overcomes the thermodynamic instability of the first key building block. Second, experimental observations and mechanistic hypotheses rationalize the development of a stereoselective Mukaiyama hydration reaction, a considerable challenge associated with selective diradical (C• + O₂) collapse. Third, computational analysis describes the driving forces behind the unexpected formation of an oxetane acetal. Fourth, details behind a

final, deep oxidation of C10 are provided, including analysis of selectivity using computed pKa.

Results and Discussion. Foundational work by Corey²⁸ and Crimmins²⁹ established successful strategies to complete bilobalide and informed our own orthogonal approach.³¹ These prior routes established the contiguous, fully substituted centers of bilobalide early in the synthesis via open-shell intermediates. For example, Corey's synthesis installed every carbon atom of bilobalide in the very first step using a base-mediated annulation (Figure 3), proposed to proceed by single electron transfer followed by diradical collapse. Six of the resulting carbon atoms underwent redox manipulation during elaboration to BB. Of the 21 steps required to elaborate this intermediate to the target, 11 were redox manipulations. Similarly, Crimmins' synthesis established all four contiguous, fully substituted carbons early, at step 8 of 17, via a photochemical enone-olefin [2+2] cycloaddition. Bond formation via the enone triplet excited state ($\pi \rightarrow \pi^*$), radical cyclization and subsequent 1,4-diradical³² collapse reflects some mechanistic similarity to ynoate annulation. The resulting cyclobutane contains 5 carbons at the incorrect oxidation state, requiring a total of 8 redox manipulations to reach BB.

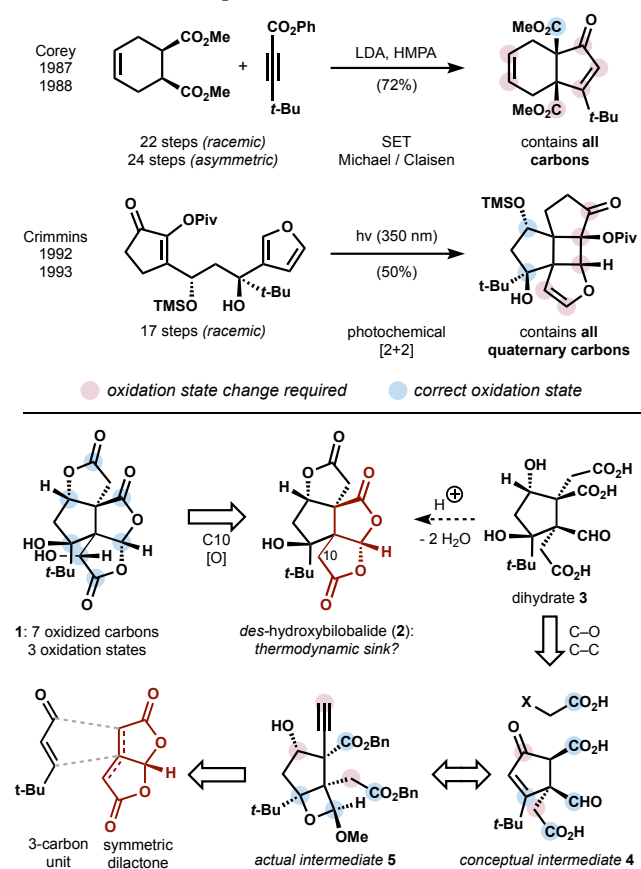


Figure 3. Previous syntheses of **1** relied on early carbon framework synthesis, followed by oxidation state changes. The work here uses mostly preoxidized building blocks.

In both cases, successful construction of the congested BB core can be attributed to the early transition states of radical reactions that minimize steric repulsion. A more concise synthesis might be achieved if radical reactivity were retained but oxidation patterns of BB were incorporated from the out-

set. The pseudosymmetry of the bilobalide bis-lactone suggested a symmetric 1,5-diester starting material that could incorporate many oxidation states and might undergo radical annulation by a 3-carbon fragment with a pendant *tert*-butyl group (see Figure 3 and 4). The C10 hydroxyl of BB, however, proved hard to incorporate into starting material or early intermediates (Figure 4). Therefore, our strategy also hinged on installation of the single hydroxyl late in the synthesis. This late stage oxidation, while simplifying overall, presented an inherent risk due to the topology of the BB ring system.

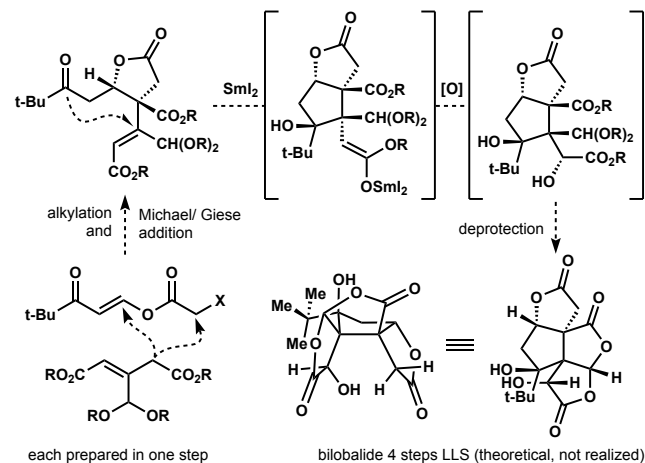


Figure 4. An early approach using a pseudosymmetric building block and radical cyclization.

The concave core of BB prevents easy access to either hydrogen of lactone D (the 'inner' lactone) in the presence of lactone A (the 'outer' lactone) (Figure 5). Instead, H_k is buried deep within the 'bowl' shape of bilobalide and H_i is occluded by the bulky *t*-Bu group. While retrosynthetically simplifying, this 'deep' oxidation strategy pushed a tremendous amount of risk to the endgame. If the route, however, were accomplished in the projected eight step sequence, a robust supply of *des*-hydroxybilobalide (**2**) would be available for experimentation, mitigating some risk.

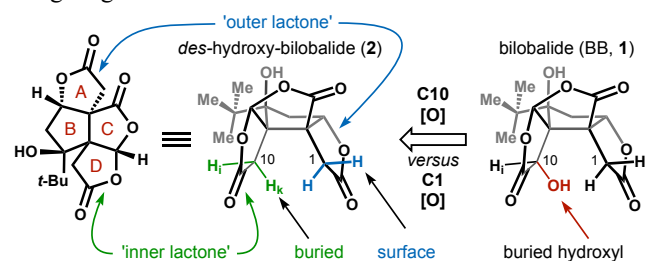
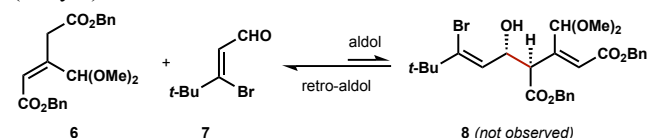


Figure 5. Structural analysis of BB and identification of the topological problem with late stage oxidation.

We also hypothesized that *des*-hydroxybilobalide (**2**) might form spontaneously from its dihydrate—an aldehyde triacid—and could be a useful thermodynamic sink to target (Figure 3).^{85a} Dihydrate **3** could then arise from hydration, alkylation and subsequent global condensation of cyclopentene **4**. The hindered tertiary alcohol of **3**, flanked by two quaternary carbons, would be generated from the corresponding alkene using a Mukaiyama hydration. We previously proposed^{33,34} that this base-metal catalyzed radical hydration proceeds via an outer-sphere, metal-hydride atom transfer (MHAT) elementary step, and reasoned that this mechanism

would tolerate the extreme steric hindrance of **4** (Figure 3), whereas an inner-sphere coordinative mechanism would fail. Simplified cyclopentene **4** turned out to be merely conceptual; the actual intermediate (**5**) ended up very different.

Initial attempts to forge the key C–C bond between symmetric anion of diester **6** and **7** via aldol reaction were met with failure (Table 1). No product was observed upon addition of **7** to alkali enolates of **6** at cryogenic temperatures. Trace product was observed under equilibrating, basic conditions (entry 3)³⁵, but attempts to trap the product alcohol through alkylation, acylation or silylation were unsuccessful. These data indicated that the reaction equilibrium lay in favor of **6**, an observation that was subsequently corroborated by the facile retro-aldol reaction of **8** under basic conditions to give **6** and **7** (entry 5).



| entry | conditions | result |
|-------|--|--------------------|
| 1 | LDA, THF -78 °C | 6 recovered |
| 2 | Li, Na, or KHMDS, THF -78 °C | 6 recovered |
| 3 | Cs ₂ CO ₃ | 6 recovered |
| 4 | MgCl ₂ , NEt ₃ , TBSCl | trace 8 |
| 5 | treatment of 8 with Et ₃ N | 6 |

Table 1. Reversible and irreversible enolization conditions favor starting materials over product.

Instead, we anticipated that vinyl anion addition to the aldehyde would be irreversible (Figure 6) from adduct *iso-8*. To test this hypothesis we sought vinyl bromide *iso-9*. Surprisingly, Wittig reaction between bromo ylide **10** and β -ketoester **11** resulted in formation of allylic bromide **9**, through what first seemed to be olefin isomerization (Figure 6). The symmetry of the diester, however, prevented differentiation of H versus Br migration, so a ¹³C-labelled analogue of **11** (¹³C-**11**) was synthesized. Following olefination, the ¹³C labelled position bore the bromide (¹³C-**9**), indicating migration of the bromide from the ylide to the β -ketoester (¹³C-**11**→¹³C-**12**), followed by olefination. The unexpected α -bromoester might be used in a cryogenic Reformatsky reaction that could promote stabilization of the aldol intermediate through metal chelation between a strongly-bound Zn⁺² or Sm⁺³ alkoxide and the neighboring benzyl ester.^{36,37} Low temperature acidic quench could then prevent retro-aldol.

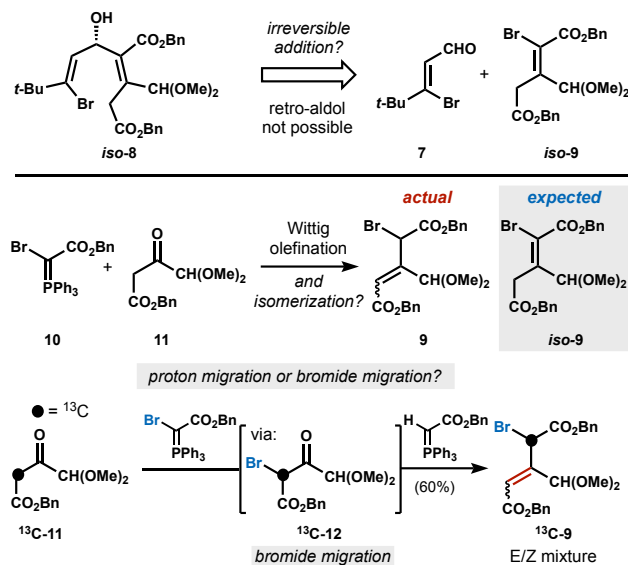


Figure 6. ¹³C isotope labeling identifies bromide migration as operating in preference to proton migration.

Initial attempts at a Reformatsky reaction with Zn⁰ or In⁰ led only to the recovery of starting material or protodehalogenation. After extensive screening, SmI₂ proved to be the ideal reductant,^{36,37} affording aldol product **8** in a 15:1 ratio over diastereomer **13** (Figure 7, entry 1 and top HPLC trace). The reaction was reliably scaled to 51 mmol in a single pass using 1 L of a 0.1 M THF solution of SmI₂ (MilliporeSigma). This SmI₂-mediated Reformatsky reaction was utilized for early scale-up campaigns and route scouting, however an asymmetric synthesis of (–)-BB necessitated the development of an enantioselective Reformatsky reaction.

Early trials focused on induction of asymmetry through the use of chiral ligands with SmI₂. Although the work of Proctor³⁸ led us to test chiral diamines, amino alcohols and cinchona alkaloids, addition of these ligands shut down SmI₂ reactivity or led to unproductive protodehalogenation of **9**. Chiral auxiliaries were unsuccessful due to poor stability of intermediates.

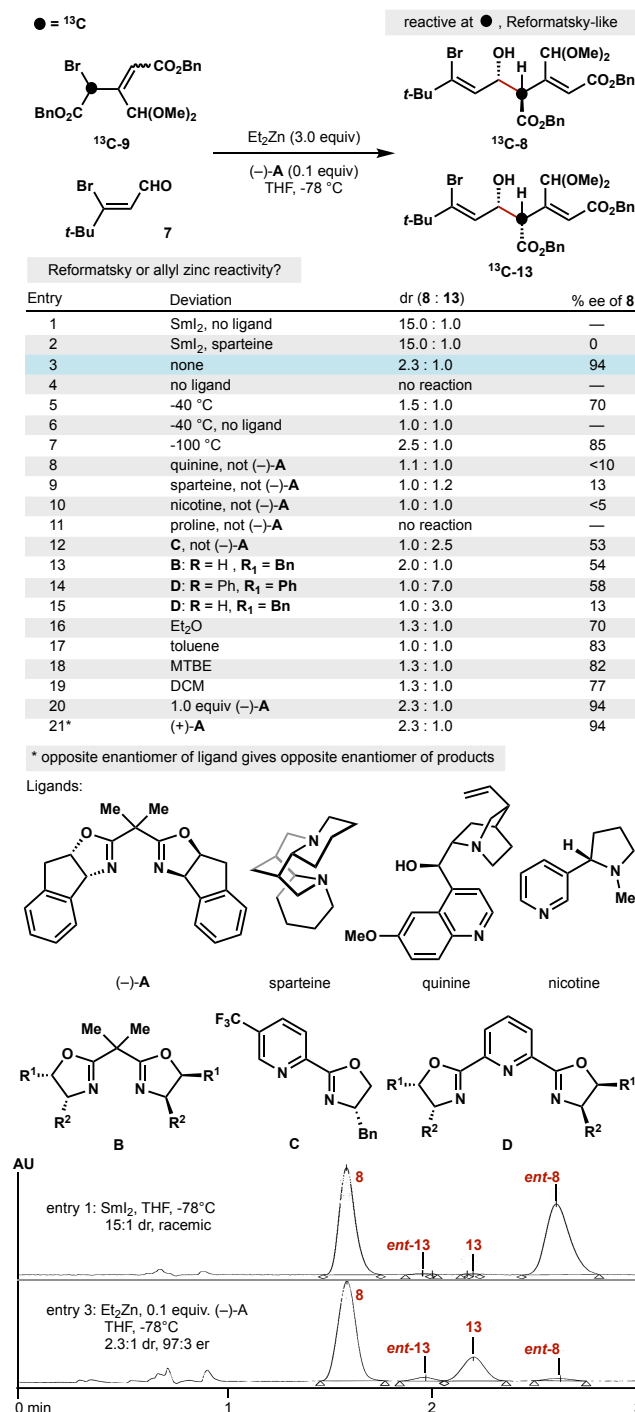


Figure 7. Development of a catalytic asymmetric Reformatsky reaction. ^{13}C isotope labeling identifies *alpha*-attack operating in preference to *gamma*-attack.

Use of alternative metals to effect the Reformatsky reaction initially fell flat; Zn^0 and In^0 failed to generate product, whereas Cr^{+3} or $\text{Cr}^{+2}/\text{Ni}^{+2}$ salts led to messy reactions that were poorly diastereoselective. Diethylzinc (Et_2Zn), however, resulted in clean reactions when run at $-40\text{ }^\circ\text{C}$, yielding an equimolar mixture of *syn*- and *anti*-aldol diastereomers, **8** and **13** (entry 5). The undesired *anti* diastereomer could not be carried forward to BB due to formation of unproductive diastereomers in subsequent steps. Precedent for the successful

use of chiral ligands^{39,40} with Zn^0 and Zn^{+2} provided a foundation⁴¹ for experimentation,^{42,43,44} however an extensive literature search indicated a paucity of cases in which Reformatsky reactions with aldehydes are rendered both enantio- and diastereoselective⁴⁵ using Et_2Zn .⁴⁶ Most relevant methods involved primary α -haloesters,^{47,48} resulting in the formation of single stereocenters.^{49,50} This methodological gap provided an opportunity to discover new reactivity.

To this end, a number of easily accessible chiral ligands were screened in combination with Et_2Zn in search of a reaction manifold that would allow for construction of two stereocenters in a single step, and in an enantio- and diastereoselective manner. Optimization data is provided in Figure 7. Unfortunately, many X-type ligands that are commonly employed in Et_2Zn -mediated Reformatsky reactions were unsuccessful in our system, giving either protodehalogenated starting material or complex product mixtures. The first positive results came from the use of L-type ligands including nicotine, and sparteine, and some cinchona alkaloids which generated product, albeit in low dr and *ee* (entries 8-10). Fortunately, combination of Et_2Zn with BOX or PyBOX ligands led to product cleanly and in high conversion. Each ligand resulted in varying diastereomeric ratios, but often in moderate to excellent enantioselectivities. Notably, temperature significantly influenced background, racemic reaction rate: at $-78\text{ }^\circ\text{C}$ in the absence of ligand, reaction mediated by Et_2Zn alone was sluggish. The racemic reaction did not compete with the ligand-catalyzed pathway until temperatures reached $-40\text{ }^\circ\text{C}$. Use of indabox ligand (-)-A at $-78\text{ }^\circ\text{C}$ gave the best results with a dr of 2.3:1 in favor of **8**, and an excellent *ee* of 94% in favor of the enantiomer corresponding to *nat*-1. Other ligands favored the undesired diastereomer **13** but with comparable enantioselectivity. The reaction utilizing indabox ligand (-)-A could be rendered catalytic (10 mol%) and was scalable to 51 mmol with careful control of temperature.

From the pseudosymmetric enolate of **9**, two modes of reactivity could feasibly produce alcohols **8** and **13**: 1) formation of an allyl zinc reagent followed by aldehyde addition via allyl-metal reactivity, or 2) via the anticipated Reformatsky-type zinc-enolate addition. ^{13}C -labelled bromide ^{13}C -**9** differentiated these pathways in its reaction with diethylzinc and aldehyde **7**, leading to formation of secondary alcohol ^{13}C -**8** and ^{13}C -**13** (2.3:1.0 dr) as single regioisomers, a result of enolate—not allyl zinc—addition. Despite the low dr, successful formation of this key carbon-carbon bond provided evidence that such an enantioselective, diastereoselective Reformatsky aldol could be rendered catalytic in ligand.

Further studies are underway to understand if a vinylogous diester is necessary for diastereoselectivity and high levels of *ee* or if simpler secondary α -bromo esters can be used in this general reaction manifold. To the best of our knowledge, this represents the first example of a diastereo- and enantioselective Reformatsky reaction between a zinc enolate and an aldehyde.

Access to **8** set the stage for a 5-*exo*-trig Giese addition via an sp^2 -hybridized radical, which we anticipated to be kinetically more reactive than the lower-energy ketyl radical (see Figure 4). Whereas ambient temperature cyclizations proved unsuccessful, elevated temperatures employing standard conditions (1.5 equiv Bu_3SnH , 0.1 equiv AIBN, $85\text{ }^\circ\text{C}$) afforded the cyclopentene as a single diastereomer. The reaction likely

proceeds through the transition state of intermediate **15** (Figure 8) to minimize $A^{1,3}$ strain of the β,β -disubstituted enoate and alleviate $A^{1,2}$ strain (see **16**) between the dimethyl acetal and the benzyl ester. Attempts to install C10 oxidation at this stage were also unsuccessful;⁵¹ instead, radical chain propagation by Sn-H atom transfer proved efficient. As an aid to bulk preparation, the desired product could be crystallized from the crude reaction mixture with hot pentanes, obviating the need for large-scale chromatography. One representative run produced 8.1 grams of high purity **14** (>99% *ee* according to chiral SFC analysis).

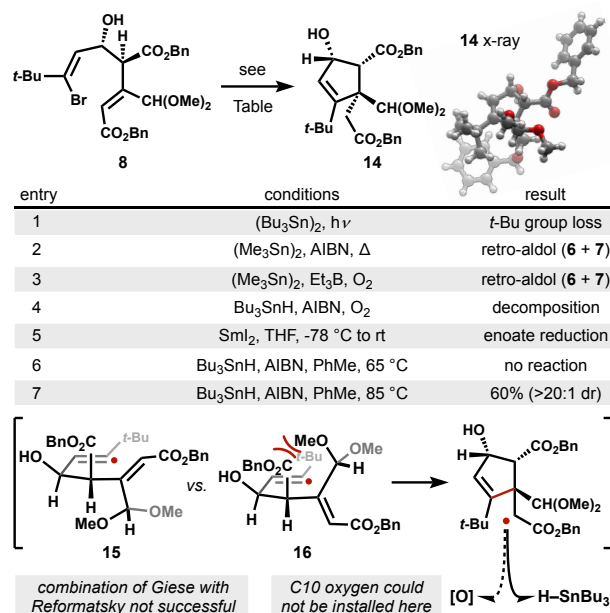


Figure 8. Diastereoselective Giese addition.

Formation of the triad of adjacent fully substituted carbon atoms at C3 (*t*-butyl), C8 and C9 entailed Markovnikov hydration of **14** (Figure 9). In a prior synthesis of BB, this transformation proved challenging and required a multi-step sequence including olefin dihydroxylation (OsO₄, pyridine) and selective mono-deoxygenation (1. methyl oxalyl chloride, *i*-Pr₂NEt; 2. AIBN, *n*-Bu₃SnH). Notably, osmium tetroxide dihydroxylation tolerates extreme steric hindrance⁵² due to its ‘outer-sphere’ [3+2] cycloaddition mechanism,⁵³ whereas coordinative ‘inner-sphere’ reactions of hindered alkenes can suffer very slow rates.⁵⁴ Inspired by the steric tolerance of outer-sphere elementary steps, we explored hydration under Drago–Mukaiyama conditions.^{34,55} These base-metal catalyzed reactions have garnered significant attention due to their ‘mild’ conditions, Markovnikov selectivity and ability to tolerate sterically demanding systems. Their extensive use across unique, challenging chemotypes embodies what we call high ‘chemofidelity’: reliable reactivity, independent of molecular context.⁵⁶ Success here relies on the ‘outer-sphere’ nature of the MHAT mechanism, since the most hindered carbon center does not require a bonding interaction in the transition state, but instead is converted directly to a carbon centered radical.

Unfortunately, the use of standard Mukaiyama hydration conditions produced a near equal mixture of diastereomers and unexpected byproduct **19**, which lacked the *tert*-butyl group (Figure 9). The low diastereoselectivity reflected capture of the open-shell carbon with ³O₂, and the byproduct resulted

from either Wieland (radical) or Criegee (cationic) fragmentation.⁵⁷ Either way, we expected that a decrease in the concentration of intermediate peroxide would minimize **19**. A seminal mechanistic study by Nishinaga et al. on the mechanism of Drago’s cobalt salen-catalyzed hydration reported rate acceleration by the addition of triphenylphosphine (10-fold relative to cobalt), which was interpreted to result from the reduction of an intermediate cobalt-peroxide.⁵⁸ The hydration of **14** catalyzed by Co(acac)₂, however, did not benefit from the addition of triphenylphosphine (PPh₃). Instead, no hydration occurred until all PPh₃ had been oxidized to triphenylphosphine oxide, at which point the same poor reaction mixture resulted! As a result, a series of cobalt, manganese and iron catalysts—shown by Mukaiyama to catalyze

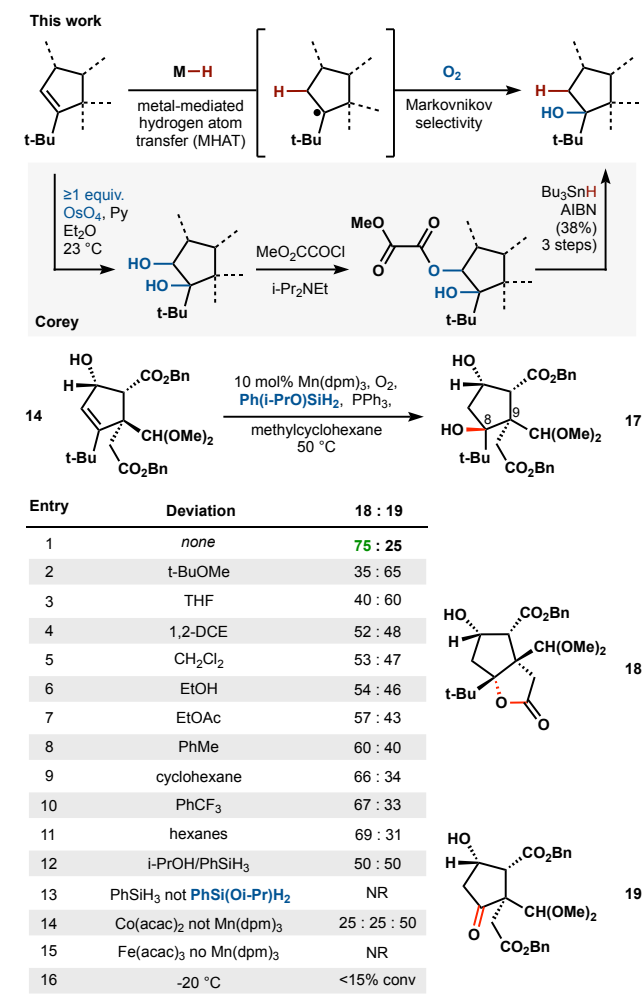


Figure 9. Effect of solvent, metal center and phosphine on Mukaiyama hydration probed using Ph(*i*-PrO)SiH₂. The hydrofunctionalization of alkenes—were screened for performance in the presence of PPh₃. Mn(dpm)₃ proved optimal but sensitive: PPh₃ allowed catalysis and completely suppressed the formation of **19**, yet its omission led to **19** exclu-

sively. The equivalent reaction rate **14** in the presence of absence of PPh_3 suggested that it did not react with any kinetically relevant species in the Mn-catalyzed reaction. In contrast, PPh_3 shut down the productive reaction pathway of cobalt. Additionally, a variety of Mn, Fe and Co β -diketonate complexes showed no variation in diastereoselectivity, reflecting the outer-sphere MHAT mechanism and capture of dioxygen by a carbon radical.

This discouraging selectivity exposed the inherent limitation of MHAT reactions: substrate dependent stereoselectivity in almost all cases.⁵⁹ Solvent screens were possible using cobalt catalysis,⁶⁰ but Mn and Fe catalysts typically required an alcoholic solvent to function. Our lab found that these catalysts required alcohol because the standard reductant, PhSiH_3 , performed poorly compared to its mono-alcoholysis product, *iso*-propoxy(phenyl)silane, a highly efficient reductant that functions in numerous solvents.⁶¹ This reductant allowed an extensive solvent and temperature screen, which to date, had not been reported. It was not clear, however, that solvent choice would increase the stereoselectivity of carbon radical capture by O_2 .

To our surprise, solvent played a significant role in stereoselectivity and correlated roughly to Lewis basicity. Etheral solvent favored the undesired diastereomer **18**, which lactonized due to proximity of the southern benzyl ester. As solvent polarity decreased, the reaction increasingly favored diastereomer **17**. Methylcyclohexane proved to be the optimal solvent and afforded **17** as the major diastereomer, isolable in 67% yield. These data contrast a recent paper from the Woerpel group that demonstrated small effects of solvent on dr (85:15→97:3), the benefits of which were mitigated by decreases in yield (60→29%). In this case, stereoselectivity was explained by a chair versus twist boat, Fürst-Plattner-like model and required a six-membered ring (Figure 10). Solvent-based stereochemical reversal of five-membered ring hydration (**14**→**17**), however, is hard to explain with this model. Instead, stereoselectivity might be explained by an internal hydrogen bond between the C6 secondary alcohol and the C5 ester (Figure 10) that is strengthened in conformation **20**. Non-polar solvents like methylcyclohexane could increasingly favor this interaction, whereas hydrogen bond acceptors like ethers could disrupt it.⁶²

Woerpel [2018]

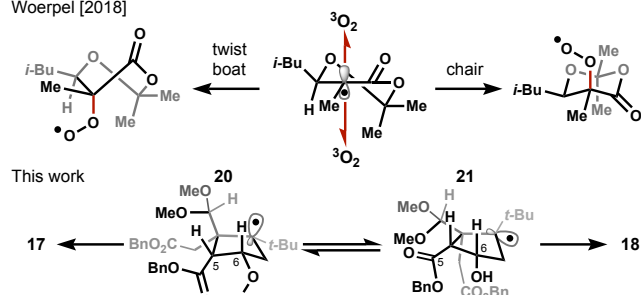


Figure 10. Stereoselectivity via proposed chair versus twist-boat transition state conformations, compared with interconverting envelopes.

These effects highlight the inherent substrate dependent diastereoselectivity in the Mukaiyama hydration, and emphasize how solvent effects can perturb the conformational equilibria of pyramidalized radicals. This represents the first example of a solvent dependence dictating the stereoselectivity of the

Mukaiyama hydration, made possible by *iso*-propoxy(phenyl)silane.

Only a single substitution of the cyclopentane now remained to reach subtarget **3** (Figure 3): stereoselective formation of the C5-C1 bond to form the butyrolactone. Although acylation of the C6 secondary alcohol was achieved with EDCI/ bromoacetic acid, cyclization of **22** to **24** under basic conditions was completely outcompeted by $\text{E}_{1\text{cB}}$ elimination to **23**. Attempts to choreograph lactone formation earlier, prior to Mukaiyama hydration, also proved unsuccessful and **25** yielded elimination product **26**, instead of **27**. A number of attempts were made at direct alkylation of **14** by a two-carbon unit via Frater-Seebach alkylation^{63,64} with methyl bromoacetate. However, treatment of the alkoxy ester **14** with two equivalents of strong base still led to elimination, leaving the question of stereoselectivity open-ended.

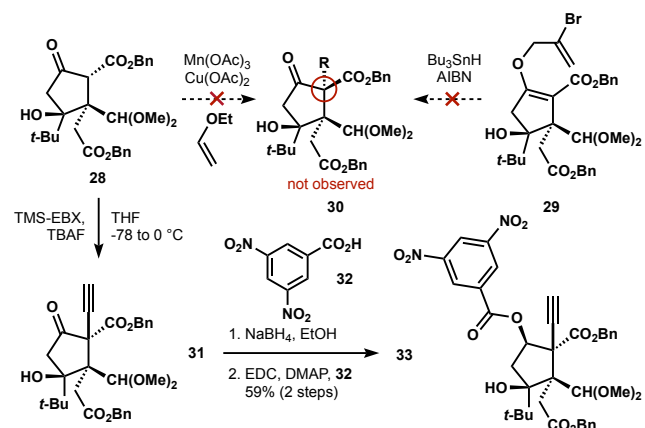
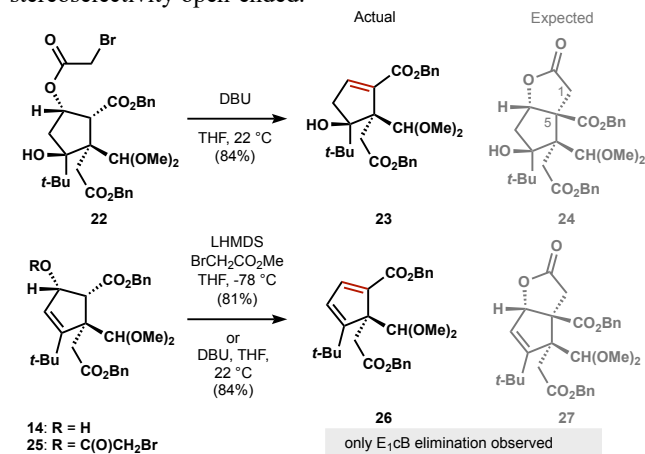


Figure 11. Attempts to install final two-carbon unit at C5.

To prevent $\text{E}_{1\text{cB}}$ elimination and probe substrate control over the stereoselectivity of C–C bond formation, alcohol **14** was oxidized to β -ketoester **28** (IBX in DMSO). A variety of electrophiles proved incapable of reacting with the extremely hindered carbon C5. *O*-acylation occurred to deliver enol bromoacetate **29**, but radical cyclization to **30** did not. As a result of the congested steric environment, we explored *sp*-hybridized electrophiles, including Waser's reagent (TMS-EBX).⁶⁵ This isolable alkyne electrophile desilylates with TBAF to deliver the highly reactive parent compound ethynyl benziodoxolone (EBX), which has been isolated recently as its acetonitrile complex.⁶⁶ Together, its electrophilicity and small size allowed bond formation at C5 where many other reagents

failed. To our frustration, however, the (*R*)-configuration **31** predominated from cyclopentanone **28**.⁶⁷

To reverse this stereoselectivity, we pursued formation of the BB bis-lactone earlier than planned (**17**→**34**→**35**, Figure 12), which we thought might direct the delivery of EBX to the correct *Re*-face, at that point a convex surface, of the BB partial ring system. To our surprise, attempted global deprotection of the bis-ester acetal **17** with *para*-toluenesulfonic acid delivered an extremely unreactive oxetane acetal as a 1:3 mixture of diastereomers **36** and **37**, both resistant to epimerization.

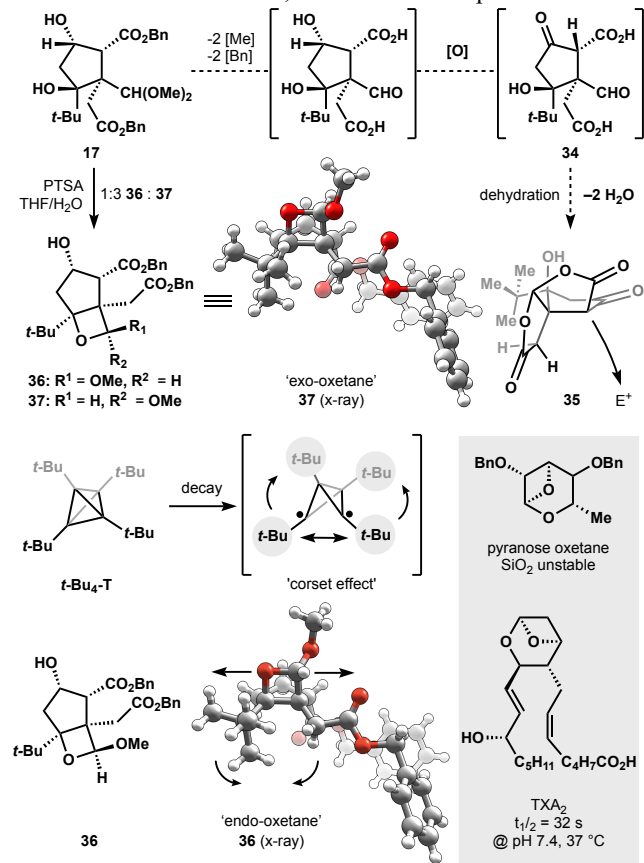


Figure 12. Unexpected *trans*-acetalization to an acid-stable oxetane acetal driven by Maier's hypothetical 'corset' effect, where bulky groups destabilize the bond-lengthening decomposition.

The oxetane acetal motif is rare and represented by only a handful of examples in the literature. For example, the human derived platelet aggregation factor thromboxane A₂ (TXA₂)⁶⁸ contains a cyclic oxetane acetal, but degrades with a half-life of 32 s at 37 °C in pH 7.4 Krebs media. Its instability complicates isolation and requires storage in basic methanol or as the alkali metal salt; the free acid decomposes within hours via oxetane ring opening. This instability is not surprising given the strain energy of oxetanes ($E_{\text{strain}} \sim 25$ kcal/mol),⁶⁹ similar to epoxides (27),⁶⁹ cyclobutanes (26) and cyclopropanes (28), but substantially less stable than tetrahydrofurans (6 kcal/mol). The oxetane acetals of both TXA₂ and dehydrated rhamnopyranoses⁷⁰ are formed under basic conditions as a result of acid lability. In addition to TXA₂, two other naturally-occurring oxetane acetals have been isolated: oxetanocin A (a hemiaminal)⁷¹ and maoecrystal I;⁷² however neither compound ap-

pears to possess a facile path to decomposition via oxetane ring-opening.

In contrast, oxetanes **36** and **37**, we thought, could easily open via formation of a methyl oxocarbenium ion, which could then either hydrolyze or demethylate. Its stability, however, might reflect a general feature of the bilobalide scaffold. A similar, albeit internal, acetal was reported recently as an intermediate in an approach towards the synthesis of bilobalide and survived a strongly acidic, oxidizing step (CrO₃, H₂SO₄, acetone).⁷³ Our attempts to deprotect or epimerize the oxetane acetals **36** and **37** led to recovery of starting material, and caused us to investigate their unusual persistence.

Steric congestion imparted by the multiple quaternary carbons and *tert*-butyl substituent could be considered the defining idiosyncrasy of the bilobalide ring system, and one which might reasonably play a role in oxetane persistence. Such an effect is well precedented in the synthesis and study of tetrahydrones, including tetra-*tert*-butyl tetrahedrane (*t*-Bu₄T), which despite its strain energy ($E_{\text{strain}} \sim 130$ kcal/mol) melts at 135 °C.⁷⁴ This requirement of steric congestion was attributed to the 'corset effect' whereby bond scission increases repulsive steric interaction in the transition state, leading to a high energy barrier. It was not clear whether the unusual stability of **36** and **37**, however, derived from substrate stabilization, transition state destabilization or product destabilization.

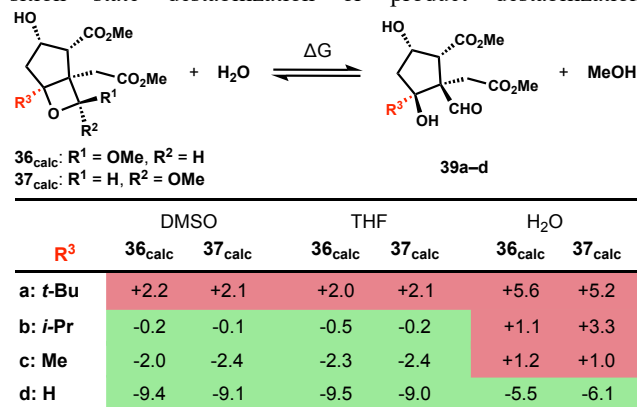


Figure 13. Calculated reaction free energies (kcal/mol) for the hydrolysis of oxetane acetals at the ωB97X-D/6-311++G(d,p), SMD//ωB97X-D/6-31+G(d,p) level of theory.

Density functional theory (DFT) calculations probed whether the unusual stability of the oxetane acetal was kinetic or thermodynamic in origin. Whereas a significant barrier to protolytic ring-opening could not be found, hydrolysis was calculated to be thermodynamically uphill for **36** and **37** in DMSO, THF and water (Figure 13), despite the expected release of considerable ring strain. Replacement of the *tert*-butyl group with progressively smaller alkyl substituents revealed its key role in tipping the thermodynamic balance against the hydrolyzed free aldehyde **39a–d**. With an isopropyl substituent, the proximal ester group was free to assume a conformation that avoided clash with the distal ester group. In contrast, a *tert*-butyl substituent in the same position forced the two ester moieties into close proximity with each other, creating repulsion that destabilized ring-opened form **39a** (Figure 13).

These effects were analogous to Maier's corset effect: strain-release through small ring-opening was offset by

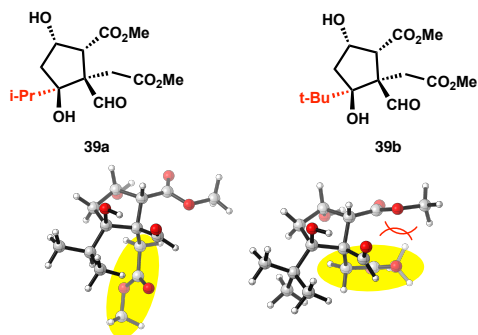
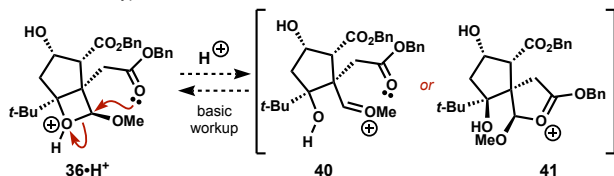


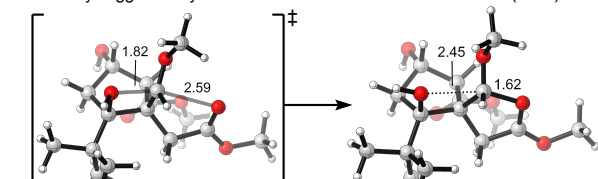
Figure 14. Calculated structures of aldehydes **39a** and **39b** at the ω B97X-D/6-31+G(d,p) level of theory.

destabilizing repulsion between substituents. An alternative hypothesis suggested by calculated Intrinsic Reaction Coordinates (IRCs) involved formation of stable oxocarbenium intermediates **40** or **41**, which might persist in acidic media but revert to oxetane on basic work-up. This hypothesis was probed by monitoring **36** in situ. In fact, the oxetane acetals themselves were remarkably persistent, even in concentrated, strong acid. As shown in Figure 15, both **36** and later intermediate **48** were stored in 1.5 M DCl (1:1 THF- d_8 /D $_2$ O) for over 24 h with no change in their 1 H NMR spectra. The lack of epimerization, oxocarbenium formation or hydrolysis indicated either a high kinetic stability or rapid internal return of a thermodynamically less stable oxocarbenium **40** or **41**.

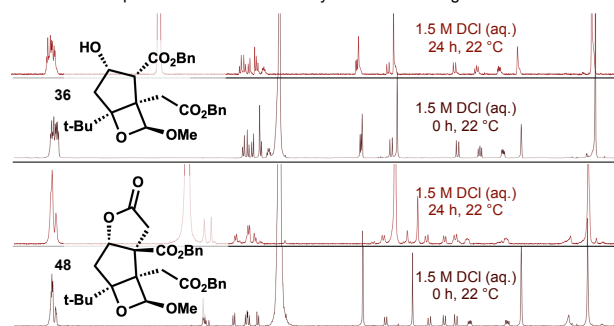
a. Alternative hypothesis: stable oxocarbenium and return to oxetane



b. Pathway suggested by calculated Intrinsic Reaction Coordinates (IRCs)



c. Exclusion of persistent oxocarbenium by *in situ* monitoring



d. Conclusion: high barrier or rapid "internal return"

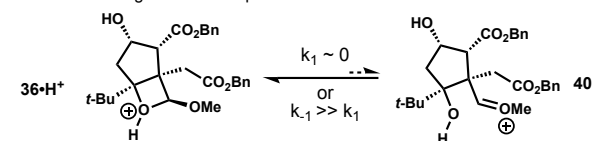


Figure 15. The alternative hypothesis of an intermediate oxocarbenium that persists in acidic media, but reverts to oxetane in basic media, was excluded.

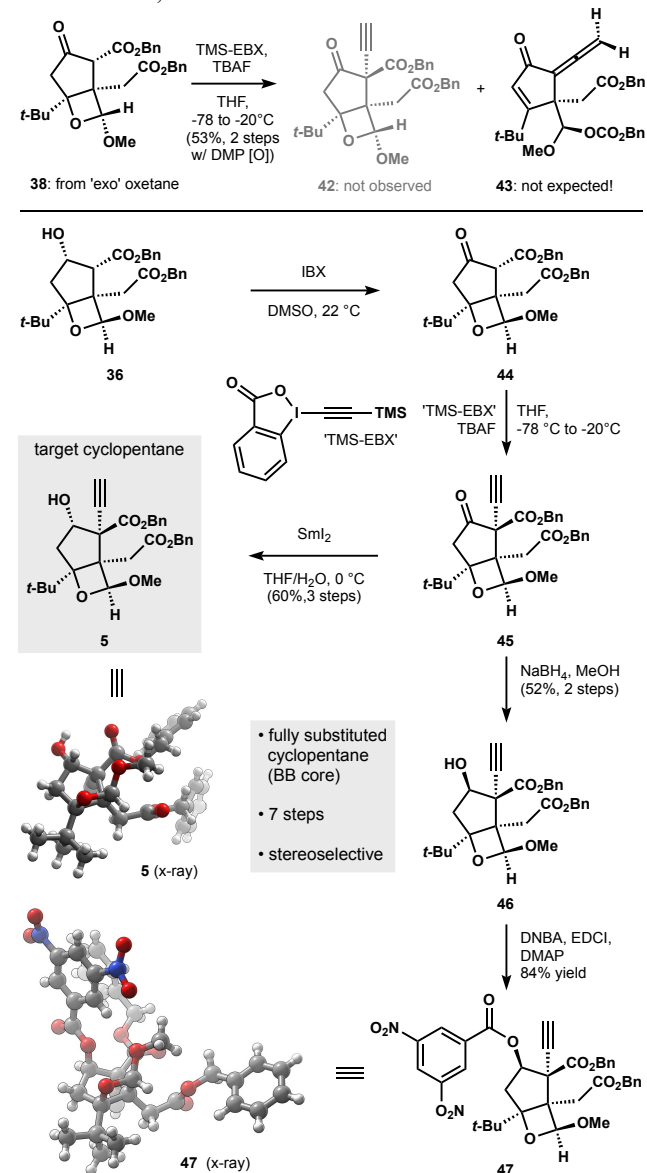


Figure 16. *endo*-Oxetane **36** allows stereoselective alkylation whereas *exo*-oxetane **37** rearranges. Hydride reductants deliver the wrong stereoisomer but SmI_2 accesses the fully substituted cyclopentane **48**, a total of 7 steps from commercial materials.

The oxetane acetal motif proved more than an idiosyncrasy: its deformation of the bilobalide ring system ultimately allowed for completion of the synthesis, with one caveat. Only *endo*-methoxy oxetane **36**, the minor isomer (20% isolated, using $\text{TsOH}\cdot\text{H}_2\text{O}$), could be advanced to bilobalide.

We had hoped that the oxetane would effectively shield the enolate *Si*-face from attack to produce alkyne **42**. Unfortunately, treatment of *exo*-methoxy oxetane **37** with IBX followed by Waser's reagent only afforded rearrangement product **43**, possibly derived from the desired, albeit unstable isomer **42**. Minor isomer **36**, on the other hand, could be oxidized to **44**

and alkynylated to **45** in good yield ($\geq 61\%$) and as a single diastereomer.

After IBX-mediated oxidation and TMS-EBX-mediated alkylation, the synthesis required return to the alcohol oxidation state. This task was complicated by the instability of β -ketoester **45**, which decomposed on silica or prolonged standing, and the tendency of the ketone to undergo reduction to **46** from the *Si*-face of C6 by hydridic reagents, as confirmed by X-ray crystallography (**47** X-ray). Inspired by a proposed directed reduction in Evans' synthesis of cytovaricin,⁷⁵ we explored SmI₂, which had been proposed to favor stereoisomers that could accommodate a chelated organosamarium(III) intermediate. In this case, chelation to the Lewis basic oxetane acetal might direct the reduction. In accordance with Evans' model, stereoisomer **5** was formed with high ($>20:1$) selectivity (see **5**, X-ray). This key sub-target (see Figure 3) contained all the carbon-carbon bonds of **1** and required seemingly simple hydration/dehydration chemistry to complete the target, yet derived from the minor diastereomer (**36**) of oxetane.

Attempts to reverse the stereoselectivity of oxetane acetal formation (**17**→**36/37**) were initially unsuccessful. Neither solvents, simple Brønsted acids or Lewis acids led to an excess of **36**. However, we observed that certain chiral phosphoric acids afforded a modest dr of 1.7 : 1.0 in favor of **36**. Given the cost of these catalysts and the low selectivity, such a solution seemed impractical. However, when working with racemic material (i.e. *rac*-**17**), we observed by chiral supercritical fluid chromatography (SFC) that each diastereomer was enriched in opposing enantiomers: chiral phosphoric acid (–)-**A** in a mixture of THF and H₂O led to *exo*-oxetane **37** in 69:31 *er* and *endo*-oxetane **36** in 39:61 *er*. In other words, each enantiomer of *rac*-**17** reacted with catalyst (–)-**A** to give opposing diastereomeric ratios (see Figure 17): (–)-**17** favored *exo*-isomer **37** (29:21) and (+)-**17** favored *endo*-isomer **36** (39:11).

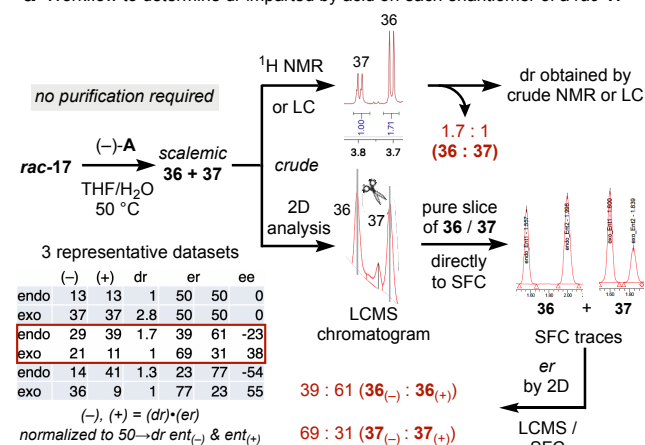
These observations suggested that a parallel kinetic resolution had occurred during oxetane acetal formation.⁷⁶ This effect is consistent with enantio-differentiation of prochiral acetals by chiral phosphoric acids reported by the List group.⁷⁷ The same report noted that a partial parallel kinetic resolution occurred with a substrate bearing a tertiary alcohol.

In collaboration with the Scripps Automated Synthesis Facility, we developed a two-dimensional (2D) liquid chromatography (LC) / chiral SFC separation to directly probe effects of solvent, temperature and catalyst structure on the efficiency of PKR (Figure 17). Consequently, crude racemic reaction mixtures divulged their selectivity profile (dr, *er*) without purification.⁷⁸ Pure, internal 'slices' of each 1st dimension (LC) peak were internally directed to a chiral SFC system that separated the enantiomers of each diastereomer, quickly providing the user with ratios of all four stereoisomers of interest. A similar 2D method was developed during optimization of the Reformatsky reaction.

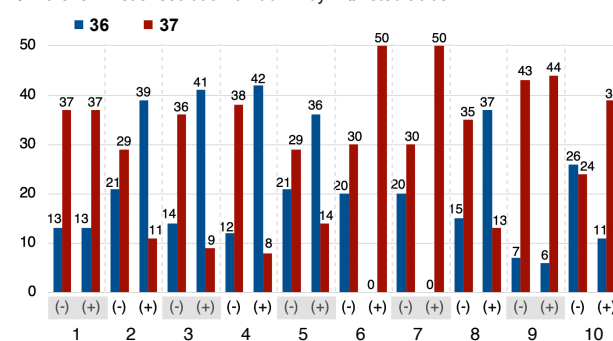
Multiplication of dr by *er* of each diastereomer derived from *rac*-**17** delivered the ratio of *endo* and *exo* diastereomers for each enantiomer of **17**. Reactions of enantiopure (+)-**17** produced diastereoselectivities that corresponded well to those derived from 2D analysis and deconvolution. This method allowed us to work in parallel: we optimized the diastereoselectivity for **17**→**36** while the enantioselective Reformatsky

(**9**→**8**) was under development and (+)-**17** was not readily available.

a Workflow to determine dr imparted by acid on each enantiomer of a *rac*-**17**



b Parallel kinetic resolution of *rac*-**17** by Brønsted acids



c Diastereoselectivity imparted by Brønsted acids using pure (+)-**17**

| Entry | Conditions | 36 : 37 from (+)-17 |
|-------|---|---------------------|
| 1 | PTSA, THF/H ₂ O, rt | 1.0 : 2.8 |
| 2 | (R)-A, THF/H ₂ O, 50 °C | 2.8 : 1.0 |
| 3 | (R)-A, PhMe, 23 °C | 4.6 : 1.0 |
| 4 | (R)-A, C ₆ H ₁₂ , 23 °C | 5.3 : 1.0 |
| 5 | (R)-A, DCM, 23 °C | 2.6 : 1.0 |
| 6 | (S)-B, C ₆ H ₁₂ , 23 °C | 0.0 : 1.0 |
| 7 | (S)-C, C ₆ H ₁₂ , 23 °C | 0.0 : 1.0 |
| 8 | (R)-C, THF/H ₂ O, 50 °C | 2.8 : 1.0 |
| 9 | (S)-D, C ₆ H ₁₂ , 23 °C | 1.0 : 7.3 |
| 10 | (S)-E, C ₆ H ₁₂ , 23 °C | 1.0 : 3.5 |

A: R = 9-phenanthryl
B: R = 2,4,6-(C₆H₁₂)₃Ph
C: R = 2,4,6-(*i*-Pr)₃Ph
D: R = H
E: R = 3,5-(CF₃)₂Ph

Figure 17. Optimization of acetalization dr via parallel kinetic resolution (PKR): workflow and data analysis (SI22).

The data in Figure 17 indicated that lower temperature, non-aqueous solvent (cyclohexane) and phenanthryl substituents on the chiral acid provided the highest selectivity (5.3 : 1.0) for *endo*-isomer (+)-**36** from (+)-**17**, whereas the *exo*-isomer (–)-**37** was produced from (–)-**17** with 1.0 : 3.2 selectivity. Diastereoselectivity combined with product enantioenrichment allowed prediction of dr using a one enantiomer of **17**. This singular antipode was available from the catalytic enantioselective Reformatsky discovered in step two of the synthesis, combined with purification by crystallization, which enriched enantiomeric excess to $>99\%$ *ee*. In the event, (+)-**17** was converted with 5.3 : 1.0 selectivity to (+)-**36** under optimal conditions.

The alkyne subunit had been installed as a surrogate for an acetate appendage, however its hydration and oxidation

proved non-trivial. We planned to oxidize the alkyne using standard conditions (Figure 18).⁷⁹ Unfortunately, only hydroboration (BH₃·THF) and iterative oxidation (1. Na₂B₂O₈; 2. TEMPO, PIDA) successfully generated the target lactone **48**, and this only in 23% yield. The yields severely diminished when the reaction was run on scales larger than 0.1 mmol. An alternative solution was inspired by a report by Julia that alkyne oxidation could be carried out directly using LiOOt-Bu/LiHMDS by way of an intermediate lithium ynoate.⁸⁰ Application of these conditions led to recovered starting material and a trace amount of the TMS-protected alkyne, which implicated at least partial deprotonation of **5**. We hypothesized that the alkynyl lithium could not efficiently coordinate LiOOt-Bu, whereas a more Lewis acidic substrate might. Ultimately, we found that the alkynyl lithium intermediate reacted efficiently with trimethylborate, B(OMe)₃ to generate a transient alkynylborate anion. Only *m*-CPBA effected oxidation to the lactone, presumably by protonation of one methoxide ligand and capture of the trivalent boron by the peroxybenzoate,⁸¹ as suggested by early work on alkoxyboronates by Brown.⁸² Migration of the alkyne into the adjacent O–O σ* orbital would generate an intermediate boron ynoate, which could cyclize to lactone **48** via several pathways. Protonation with benzoic acid or perbenzoic acid could generate a ketene or, if captured, a mixed anhydride. Alternatively, the boron ynoate might be stable until addition of aqueous NH₄Cl. No byproducts were isolated that provided insight into mechanistic details, but an upcoming report from the Ohtawa lab seeks to shed light on this question.⁸³

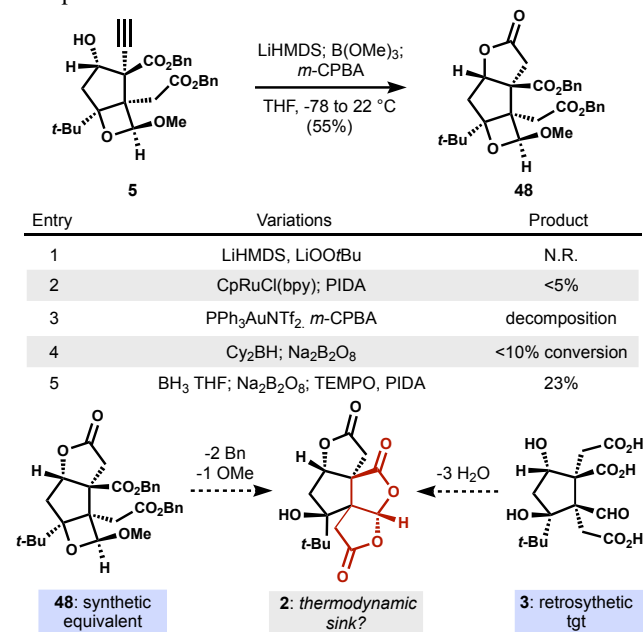


Figure 18. Alkyne to lactone conversion via sp-borylation/oxidation versus other tactics. The resulting synthetic equivalent to **2** did not obviously resemble the retrosynthetic target.

The question of whether the bilobalide ring system represented a thermodynamic sink and whether the unusually stable oxetane would deprotect under suitable conditions now lay before us. Impatience to answer this question and attempt the final, deep oxidation ('inner' versus 'outer,' lactone D versus

A) led to a mechanistic morass that would consume over nine-months of research.

Because oxetane **48** proved stable to Brønsted acid, a dealkylating Lewis acid, BBr₃ (>10 equivalents), was added to **48** to decompose both the methoxy acetal and the benzyl esters. To our surprise, *des*-hydroxybilobalide was produced on the first attempt, albeit in apparent low (*ca.* 30%) yield. This result dispelled the uncertainty of whether the bilobalide dilactone acetal would serve as a thermodynamic sink to which the acyclic carboxylates might funnel. Flush with success, the single milligram of crude **2** was subjected to conditions that might hydroxylate either lactone, with the hope that luck was now on our side. Treatment of crude **2** with NaHMDS, P(OEt)₃, and O₂ delivered a new product by TLC (with prolonged heating for visualization, see below) and ¹H NMR of material recovered after workup showed unambiguous peaks of bilobalide as the major product (see Figure 19a).⁸⁴

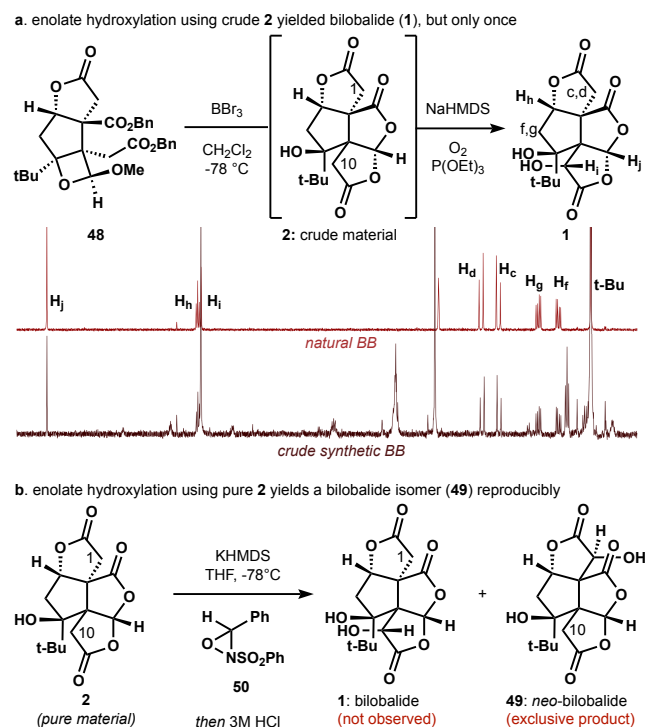


Figure 19a. BBr₃ deprotection/ O₂ oxidation of crude material delivered bilobalide (**1**) on the first attempt and **b.** never again.

This result was extraordinary given the apparent inaccessibility of the C10 protons. Our delight was fleeting: the reaction has never been reproduced even to this day.

Repeated attempts to effect the oxidation of **2** to **1** under the original conditions by the same or different personnel either returned starting material or produced the undesired (but expected) isomer, designated *neo*-bilobalide (**49**, Figure 19b), a result of oxidizing the more accessible 'outer' lactone. Although the adage 'garbage-in, garbage-out' proved partly true, a reproducible procedure for the final oxidation may never have been discovered without this crucial reconnaissance. The process of invention now became archaeology: what had happened the first time?

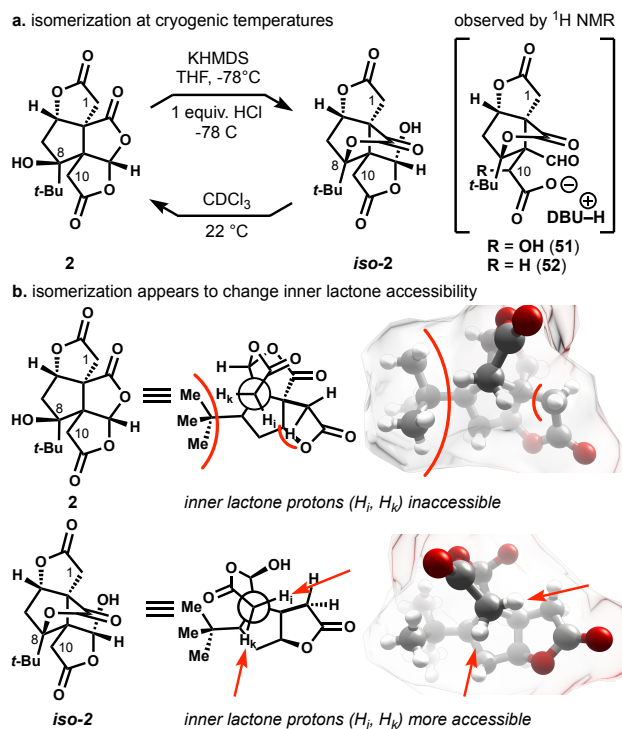


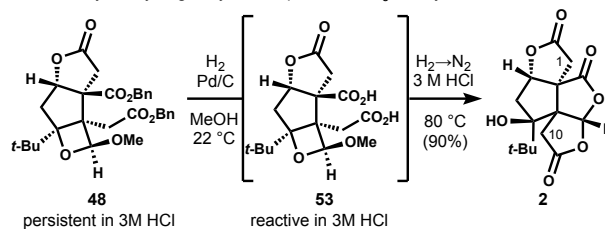
Figure 20. Does rearrangement to the *iso*-bilobalide skeleton allow access to the inner lactone protons H_i and H_k ? **a.** isomerization can be effected with strong base at low temperature or weak base at room temperature (quantitative in 10 min.); **b.** isomerization changes proton accessibility on 180° trajectories of approach.

The base lability of bilobalide provided the first evidence for a complex mechanism of oxidation. Its instability has led to many optimizations of extraction and purification from *G. biloba* leaves.⁸⁵ At pH 3, the trilactone fraction (ginkgolides and bilobalide) appears stable, but at pH 6.5 mono-lactone saponification of ginkgolide B occurs. Strongly basic (pH 10.4) aqueous washes of crude *G. biloba* extract removes BB and ginkgolide C from the organic phase. However, acidification of the aqueous phase with 1N HCl, followed by re-extraction with EtOAc only leads to the recovery of ginkgolide C whereas BB decomposes and cannot be recovered.^{85a} BB has been found to irreversibly decompose at pH values above 7,⁸⁶ likely through irreversible lactone opening.⁸⁷ To date, these decomposition byproducts have not been characterized and the pathway for irreversible BB decomposition remains unknown. This information is important for both isolation and pharmacokinetics: BB degrades in rat heparinized plasma ($k = 0.5465 \text{ h}^{-1}$) and even in pH 7.4 buffer ($k = 0.1868 \text{ h}^{-1}$).⁸⁸

The base instability of bilobalide might derive from its rapid rearrangement to *iso*-bilobalide. A similar rearrangement had been observed by Weinges and co-workers upon treatment of bilobalide with acetic anhydride and pyridine, which delivered diacetoxy-*iso*-bilobalide.⁸⁹ However, we found rearrangement occurred simply upon treatment with base (Figure 20a). The C8 tertiary alcohol is positioned within the Burgi–Dunitz angle of lactone A, which is rendered more electrophilic by lone pair hyperconjugation, and its translactonization pulls the *tert*-butyl away from C10. For example, addition of 1 equivalent of the weak base DBU to a CDCl_3 solution of **1** or **2** effects

quantitative conversion to translactonized products **51** or **52**. Similarly, we found that treatment of **2** at -78°C with 1 equivalent of the strong base KHMDS—the same base used for attempted lactone hydroxylation—followed by 1 equivalent of 1M methanolic HCl quantitatively forms *iso*-**2**, which is unstable in acid, difficult to isolate and slowly reverts to **2**. Since rearrangement to the *iso*-bilobalide skeleton (*iso*-**2**) occurred first, it clearly played a role in the irreproducible deep oxidation.

a. Pd catalyzed hydrogenolysis is superior to BBr_3 dealkylation



b. Boron Lewis acids do not affect oxidation regioselectivity, but a silicon group helps

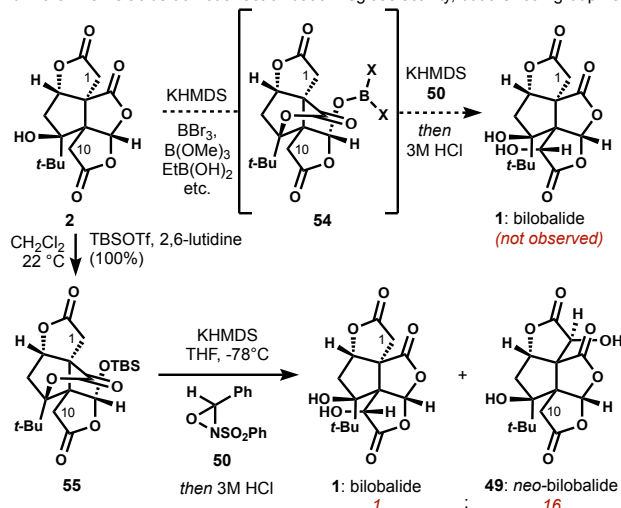


Figure 21a. Replacement of BBr_3 in a global deprotection increases yield but removes the boron impurities that may have facilitated C10 hydroxylation; **b.** boron Lewis acids are ineffectual, but an isomerized silyl ether provides a trace of **1**.

The original, successful oxidation (**2** to **1**) must have occurred via the base-induced *iso*-bilobalide rearrangement, given its facility in the presence of base. This hypothesis benefited from molecular models that indicated the *iso*-bilobalide skeleton increased access to C10 of the ‘inner’ lactone (see Figure 20b). However, if rearrangement alone were necessary, any successful oxidation should deliver **1**. In reality, any conditions for α -hydroxylation including KHMDS/ Davis’ oxaziridine (**50**) yielded exclusively the C1-oxidized isomer **49** via oxidation of the outer lactone.

Recall that global deprotection of **48** was carried out using BBr_3 . This procedure reliably provided low yields of **2**, but when oxidation to **1** failed repeatedly (with crude or purified material), we took the opportunity to improve the deprotection. To our surprise, **48** was completely stable to 3 M HCl at 80°C for over 12 h, reflecting the remarkable ‘corset’ fortification of the oxetane acetal (see Figure 15). However, hydrogenolysis of the benzyl esters (Figure 21) significantly enhanced the reactivity of the oxetane: now 3 M HCl over 12 h produced **2** cleanly, which supports the equilibrium ‘corset’ effect proposed above.

Perhaps a boron impurity led to formation of **1** by capturing the opened isomer as **54**, the borate of *iso*-**2**. Unfortunately, addition of boron Lewis acids— BBr_3 , $\text{B}(\text{OMe})_2$, $\text{EtB}(\text{OH})_2$, etc.—either prevented reaction or had no effect. However, attempts to mimic the borylated *iso*-bilobalide intermediate using a *tert*-butyl-dimethylsilyl (TBS) group (**55**) met with modest success: for the first time in nine months, bilobalide was observed in the crude ^1H NMR, albeit as the minor isomer (1:16) versus *neo*-bilobalide.

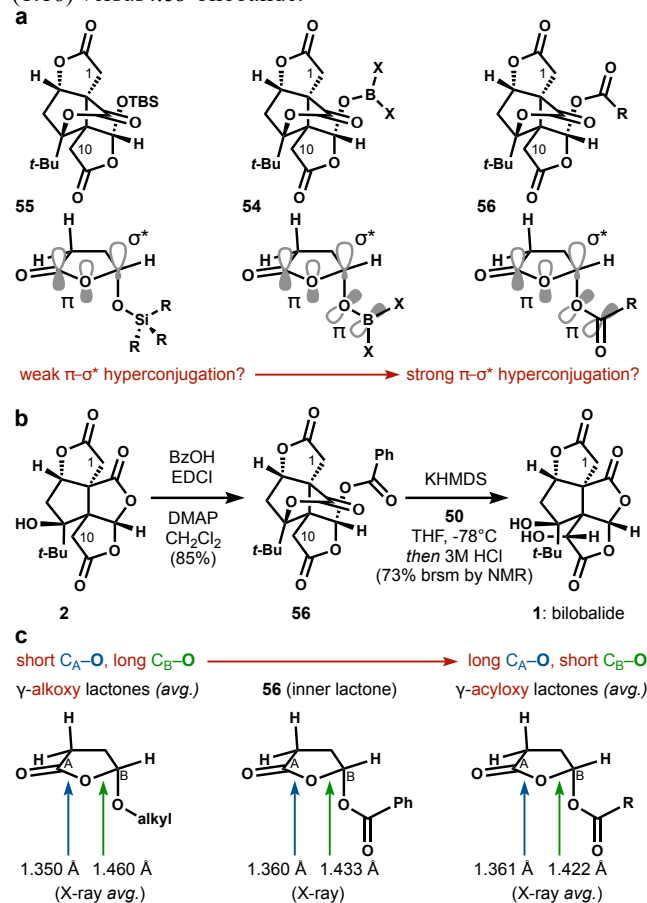


Figure 22a-c. Did hyperconjugation from an intermediate borate ester acidify the inner lactone? A stable benzoate ester causes selective oxidation of C10 to generate bilobalide (**1**).

A major difference between silicon and boron is the effect of valence bonding on electron delocalization. In this case, a trivalent boron (e.g. **54**) might acidify the α -protons (i.e. stabilize the corresponding enolate) via $\text{B}-\text{O}$ π -bonding⁹⁰ and delocalization of the lactone π -system into an adjacent $\text{C}-\text{O}$ σ^* orbital, more so than the corresponding $\text{Si}-\text{O}$ substituent (e.g. **55**). Analogous delocalization is common in glycosides and reflected by changes in bond lengths to the anomeric carbon.⁹¹ In the case of chloro-glycosides, the axial conformer has a 0.62 Å shorter $\text{C}-\text{O}$ bond and a 0.105 Å longer $\text{C}-\text{Cl}$ bond than its equatorial isomer (see Supporting Information), as a result of oxygen lone-pair delocalization into the antiperiplanar antibonding orbital of the adjacent carbon halogen bond.⁹² In the case of an α -hydroxy lactone, this lone pair delocalization into the anomeric antibonding orbital could decrease the lone pair donation into the adjacent carbonyl, making it more electron deficient.⁹³ In turn, this deficiency should make the

carbonyl more ketone-like and result in acidification of the α -protons.

We were unable to isolate a boric acid or boric ester derivative of *des*-hydroxy-isobilobalide *iso*-**2**, consistent with the absence of borylated γ -hydroxy lactones in the literature, so we turned to an electronically equivalent group. Whereas silylated γ -hydroxy lactone **55** would not benefit from the same acidification of a borylated γ -hydroxy lactone (cf. TBSOH $\text{pK}_a = 15.36$ versus $\text{B}(\text{OH})_3$ $\text{pK}_a = 9.24$),⁹⁴ a benzoyl group (BzOH $\text{pK}_a = 4.20$) might prove suitable. This derivative (**56**) was synthesized from **2** with DMAP, EDCI and benzoic acid (see Figure 22a/b). Drawing analogy to haloglycosides (see above), we compared the bond lengths at the anomeric carbon of **56** to other substituted γ -hydroxy lactones (see Supporting Information S38) and observed a similar trend. Electron withdrawing groups adjacent to the ethereal oxygen of γ -hydroxy lactones cause a shortening of the anomeric $\text{C}-\text{O}$ bond and a lengthening of the lactone $\text{C}-\text{O}$ bond (see Figure 22c). These data derived from crystal structures, and DFT calculations found similar trends (Figure 22d). Compared to 4-hydroxy- γ -lactone ($\text{pK}_a = 22$) and its *tert*-butyldimethylsilyl ether (21.8), the borate (18.6), acetate (17.3) and benzoate (17.8) were significantly more acidic and exhibited bond length changes consistent with O lone pair delocalization into the σ^* orbital of the substituent; overall this decrease in the $\text{C}-\text{O}$ π character might acidify the C-10 α -protons.

| R | a | b | ΔG_{depr} | pKa | ΔpK_a |
|---------------------|------|------|--------------------------|------|----------------------|
| H | 1.35 | 1.44 | 27.5 | 22 | 0 |
| OTBS | 1.36 | 1.44 | 27.2 | 21.8 | 0.2 |
| OB(OH) ₂ | 1.36 | 1.43 | 23.2 | 18.6 | 3.4 |
| OCOMe | 1.36 | 1.41 | 21.6 | 17.3 | 4.7 |
| OCOPh | 1.37 | 1.41 | 22.2 | 17.8 | 4.2 |

Figure 22d. Calculated bond lengths (ångströms) and free energies of deprotonation (kcal/mol) by acetate anion at the $\omega\text{B97X-D/6-311++G(d,p),SMD}(\text{THF})//\omega\text{B97X-D/6-31+G(d,p)}$ level of theory.

In the event, subsection of benzoylated intermediate **56** to KHMDS and Davis oxaziridine yielded, to our immense relief, bilobalide (**1**) in 91:9 preference to its isomer, *neo*-bilobalide (**49**). This acidification of α -protons through the anomeric effect appeared to be unique and warranted further investigation. Acidification of the α -protons might open two pathways to C10 oxidation: 1) direct deprotonation of the C10 position (**56**• K_D , Figure 23) or 2) indirect deprotonation via proton exchange with the enolate of the more accessible outer lactone A (**56**• K_A).

Experiment effectively differentiated these pathways. First, we found that deprotonation occurred very quickly: incubation of **56** with base for 60, 30 or 10 minutes did not change conversion to **1**. Second, based on recent reports that Davis' oxaziridine (**50**) does not react with KHMDS at cryogenic temperatures,⁹⁵ we probed the possibility of enolate-lactone proton exchange by addition of KHMDS to a mixture of **50** and **56**. The result was a 60:40 mixture of **1**:**49** (bilobalide : *neo*-bilobalide), revealing that deprotonation occurs at C1 (lactone A, **56**• K_A) followed by an enolate equilibration to C10 in the anomeric-stabilized lactone D (**56**• K_D). Whether this equilibration occurred by intermolecular or intramolecular proton

transfer was determined by varying the concentration of **56** at a constant concentration of **50**. A positive correlation between **1:49** and **[56]** revealed an intermolecular exchange: as the rate of productive collisions between substrates increased, the concentration of inner enolate increased.

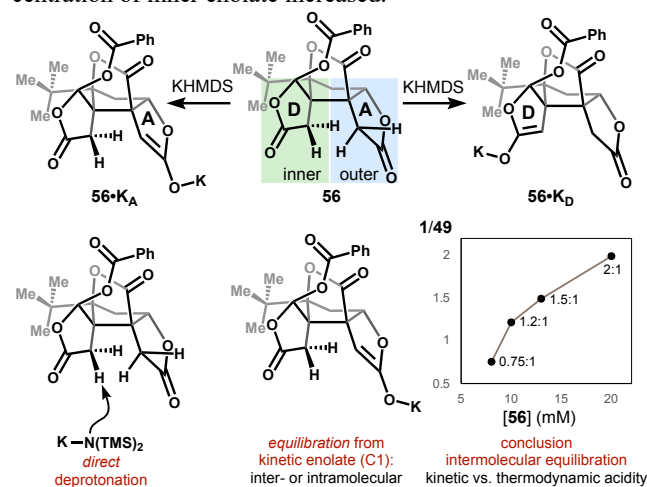


Figure 23. Addition of **56** (varying concentrations) to a solution of KHMDS and **50** (constant concentration) indicates intermolecular proton transfer and equilibration to a thermodynamic, inner enolate from the kinetic, outer enolate.

Consistent with this data, deprotonation at C10 (inner lactone) was calculated to be 4.3 kcal/mol more favorable than deprotonation at C1 (outer lactone), meaning that the inner lactone is about 3 pKa units more acidic. This acidification is primarily due to the anomeric and inductive effects of the pendant ester moiety, which is absent in the outer lactone ring.⁹⁶ We suspect that the original, irreproducible oxidation occurred from an *iso*-bilobalide borate (**54**, Figure 21a, 22a) similar to **56**.

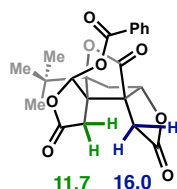


Figure 24. Calculated free energies (kcal/mol) of deprotonation by acetate anion at the ω B97X-D/6-311++G(d,p), SMD(THF)// ω B97X-D/6-31+G(d,p) level of theory.

All the data taken together indicates that the inner lactone is inaccessible to base for direct deprotonation. Even in the unfolded *iso*-bilobalide analogs (**55**) and (**56**), deprotonation occurs initially from the outer lactone. Fortunately, acidification by the benzoate allows the conjugate base of the outer lactone—the kinetic acid—to intermolecularly deprotonate the inner lactone—the thermodynamic acid. This funneling of reactivity from an outer to an inner site allows deep oxidation and completion of the target.

Effects on spontaneous GABA_A receptor-mediated synaptic transmission. Our interest in the synthesis of bilobalide (**1**) stemmed from our hypothesis that the so-called ‘neurotropic’ sesquiterpenes shared the functional properties of **1** and other prototypical GABA_A receptor antagonists,⁹⁷ and therefore may hold similar therapeutic potential. We recently showed that (–)

–)jadifenolide and (–)-11-*O*-debenzoyltashironin caused hyperexcitation of neurons,^{22b} consistent with a model of excitatory neurite outgrowth. This hypothesis was formulated based on structural overlap between jadifenolide (J, 239 Å³) and picrotoxinin (PXN, 229 Å³),⁹⁷ an overlap shared by bilobalide (BB, 260 Å³) (see Figure 1).^{17a} We have begun to annotate similarities and differences between these small, dense sesquiterpenes.

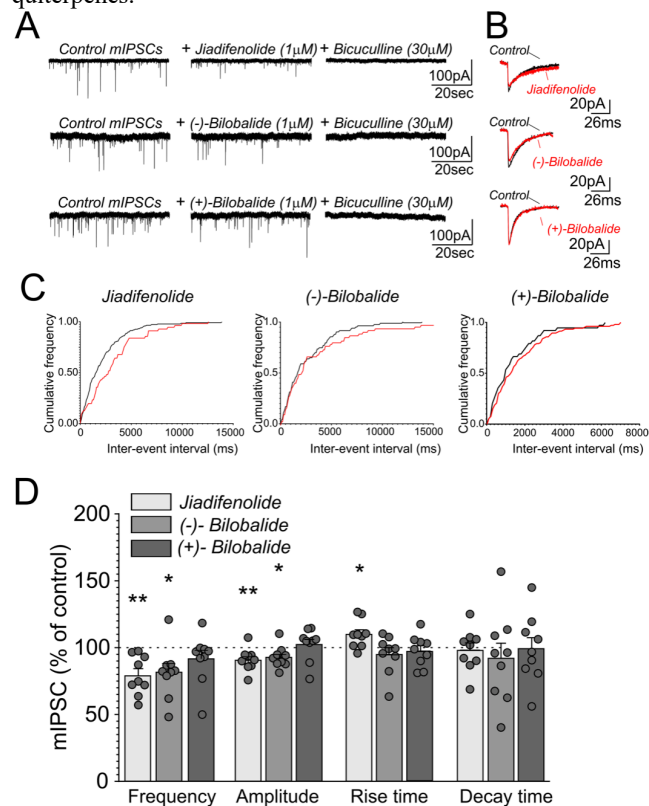


Figure 25. Effects on spontaneous GABA_A receptor mediated neurotransmission in acute brain slices. **a.** representative miniature inhibitory postsynaptic current (mIPSC) recordings in central nucleus of the amygdala (CeA) neurons from naive rats during control (left panel), during superfusion of either jadifenolide, (–)-bilobalide, or (+)-bilobalide (middle panel; all at 1 μM), and in continued presence of either jadifenolide, (–)-bilobalide, or (+)-bilobalide, in presence of bicuculline (30 μM) confirming the GABAergic nature of the mIPSC are depicted; **b.** scaled mIPSC averages from the traces depicted in panel A before (black trace) and in presence of the indicated compound (red trace) are shown; **c.** cumulative frequency distributions for CeA neurons before (black) and in the presence of the indicated drug are shown; **d.** bars represent means ± S.E.M. from 8-9 individual CeA neurons summarizing the effects of jadifenolide, (–)-bilobalide, and (+)-bilobalide on mIPSC frequencies, amplitudes, rise and decay times. Differences to baseline control conditions (indicated as dashed line) were calculated using one-sample t-tests (*/** = $P < 0.05/0.01$).

PXN and BB exhibited strong antagonism in functional and binding assays, whereas J reduced GABA-evoked currents about 300X more weakly than PXN and did not displace channel ligand [³H]-BOB; molecular dynamics suggested a binding site for J closer to the intracellular pore.²³ Neverthe-

less, J caused robust hyperexcitation of neurons at 30 μM .^{22b} Whereas PXN and BB shared similar potencies, only PXN was a strong convulsant (CF-1 mice; 3 mg/kg SC). BB was only convulsant at high dose (100-300 mg/kg PO) and J was nonconvulsive (up to 150 mg/kg IP).²³ Nevertheless, intraperitoneally-dosed J reached total brain concentrations of 26 μM (13 μM unbound) and attenuated amphetamine-induced hyperlocomotion, similar to picrotoxin at nonconvulsive dose.²³

Given the *in vitro* effects on GABA_A receptor-mediated currents by BB and J, we aimed to explore whether BB and J would also affect GABA_A receptor mediated synaptic transmission in *ex vivo* brain slice preparations. The central nucleus of the amygdala (CeA) is highly GABAergic,^{98,99,100} thus we compared BB and J directly in acute CeA brain slices from male Wistar rats at low concentrations to study their effects on pharmacologically isolated miniature inhibitory postsynaptic current (mIPSC). The brevity of our synthesis also enabled easy access to *ent*-BB (i.e. (+)-bilobalide), which served as a negative control and also allowed us to exclude the possibility that achiral metabolites of BB cause excitatory effects. Remarkably, despite profound differences in potency at recombinant GABA_A receptors, BB and J exhibited very similar effects at 1 μM to reduce mIPSC frequencies and amplitudes (Figures 25a-c, summarized in 25d).

Importantly, these data underline a direct interaction of (-)-jiadifenolide and (-)-bilobalide with native GABA_A receptors and GABA_A receptor-mediated synaptic transmission, further supported by lack of activity of the enantiomer (+)-bilobalide. To the best of our knowledge, these are the first studies to show the effects of bilobalide on action-potential independent mIPSCs. The activity of safe GABA_AR antagonists (-)-jiadifenolide and (-)-bilobalide may indicate translation potential, given the importance of GABAergic transmission in the CeA in fear processing, anxiety, negative emotions and addictive disorders such as alcohol use disorder.^{98,101,102} The most surprising finding here may be the large difference in relative potencies of (-)-jiadifenolide and (-)-bilobalide between recombinant GABA_A receptors ($\alpha_{1-5}\beta_{3}\gamma_{2}$) (where jiadifenolide is about 50X lower in potency than bilobalide) and GABA_A receptors in native brain tissue (where jiadifenolide is equipotent to bilobalide). Such a discrepancy may indicate either subtype-selective antagonism or potential mechanistic differences in antagonism at submaximal GABA concentrations (recombinant expression system) versus millimolar GABA concentrations in the synaptic cleft required for mIPSCs. Furthermore, this discrepancy could also arise from using isolated systems (HEK cells) versus brain slices representing a more physiological preparation. In fact, in acute brain slices, the neurons express a variety of different GABA_A receptor subunits and maintain their physiological intracellular signaling and in part their connectivity.

Conclusion. Chemical synthesis can be viewed as the encoding of information content in a molecular structure. Secondary metabolites tend to encode information differently than other types of complex structures (dendrimers, dyes, drugs) and include a greater fraction of sp^3 hybridized atoms (Fsp^3),¹⁰³ high chiral atom content, high heteroatom content and low aromaticity. Total synthesis encodes this complexity by joining together low information content reactants, but aims for

greater-than-additive products. Our group (R.M.D, M.A.B, M.O., R.A.S.) is interested in objectively measuring this process and has turned to Böttcher's complexity index (C_m)²⁵ to formalize intrinsic information content.¹⁰⁴ Böttcher scores assign information content (mcbits) to each non-hydrogen atom, which are added to measure molecular complexity, a comparative index given as C_m . Representative Böttcher indices correspond, in part, to the results of Bertz's graph theory-based $C(\eta, \epsilon)$ complexity index,¹⁰⁵ yet can be done with pencil and paper, albeit slowly. The Supporting Information for this paper includes a Python script¹⁰⁶ (written by S. F.) that annotates molecules with Böttcher scores using a SMILES string input at a rate of ca. 132,000 compounds per minute, simplifying use of this metric. C_m does not include any aspect of synthetic difficulty, a changing and subjective measure.¹⁰⁷ Its ease and objectivity make C_m an appealing measurement of complexity.

In Figure 26, we view the three syntheses of bilobalide through the lens of C_m changes. Each intermediate was assigned a C_m value and scores were averaged per atom to mitigate the effect of protecting groups, which can carry high information content without contributing to core complexity. After normalizing the C_m scores, all three syntheses started from similar complexity scores, but advanced to the target at different rates and different sacrifices in complexity, reflecting different step counts.

We had qualitatively rationalized our choices in synthesis design as efficient through minimization of redox reactions and sought a Böttcher analysis to quantitatively interrogate this idea. Summation of the raw scores of carbons that have an oxygen atom in bilobalide (C2, 4, 6, 8, 10, 11, 12) revealed three trends: 1) our work began from a higher total score, largely due to initial incorporation of bislactone oxygens in their final oxidation state, and therefore minimized the total oxidative distance to product, significantly lowering necessary operations; 2) the percentage of steps in a synthesis that result in an overall *decrease* in complexity at the carbons of interest was generally consistent across all three syntheses regardless of step count: this work: 25%, Crimmins: 35%, Corey: 27%, therefore future strategies might try to minimize these sacrificial maneuvers; 3) a direct correlation existed between step count and complexity score changes at carbons bearing a heteroatom in a particular synthesis: this work = 10 (83% of 12 total steps), Crimmins = 16 (94% of 17 total steps, *racemic*), and Corey = 20 (83% of 24 total steps, *asymmetric*). The most telling metric of synthetic efficiency here is the total number of times these oxidized carbon atoms change complexity scores throughout the synthesis. Ideally, a carbon atom is introduced in the synthesis at its final value (oxidation state, hybridization, stereochemistry) or undergoes minimal transformations to reach the target score.

Information content is easy to buy; information density is not. The dense packaging of information in natural product space is not unique to bilobalide; in fact, high information density may describe much of natural product space. Bilobalide uniquely fills a biologically-privileged and poorly-explored region of chemical space characterized by unusually information-dense structures. Our synthesis addresses the challenge of encoding dense content through several features: 1) embedding oxygenation, largely of the correct oxidation state, in starting materials; 2) development of a catalytic,

asymmetric Reformatsky reaction to merge these starting materials with high enantioselectivity; 3) use of radical reactions that benefit from early transition states to establish sterically congested centers, including 4) a solvent-controlled stereoselective Mukaiyama hydration that tolerates steric bulk via an outer-sphere MHAT elementary step; 5) use of extreme steric repulsion to leverage an unusually stable oxetane acetal in stereoselective C–C bond formation via 6) the sterically small, but highly electrophilic Waser's reagent (TMS-EBX). Finally, the hypothesis that the bilobalide scaffold represented a thermodynamic sink allowed a late-stage, global deprotection to reach penultimate intermediate *des*-hydroxy-bilobalide (**2**). Crucial reconnaissance revealed the potential to effect selective oxidation of the hindered, inner lactone, which was reproducibly executed after significant interrogation and mechanism-based experimentation.

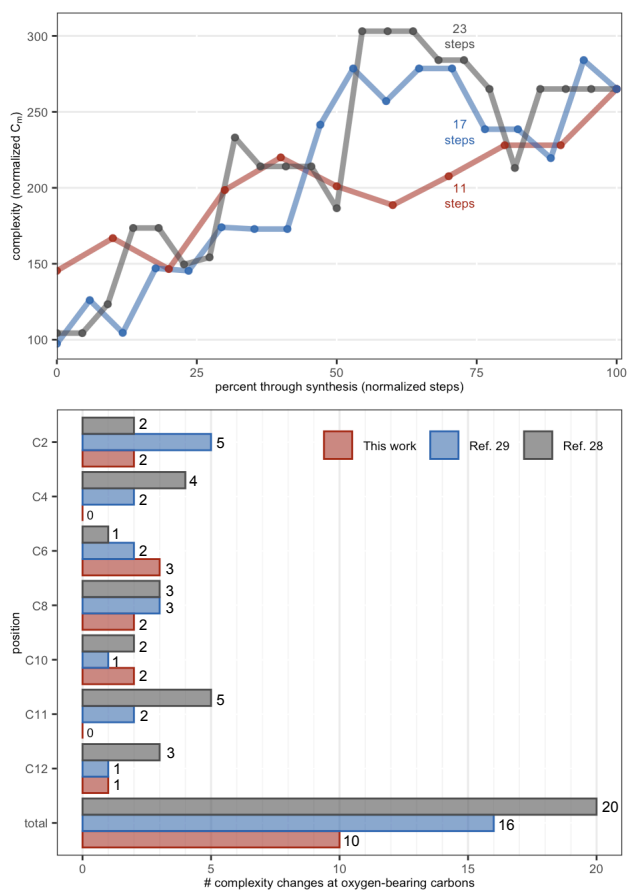


Figure 26. Different uses of Böttcher scores to annotate changes in complexity over the course of synthesis. **a.** Overshooting complexity is correlated to longer syntheses; **b.** number of complexity changes at each oxidized carbon is directly related to number of total steps.

Information dense (high mcbits/ Å³) natural products can be efficiently ‘encoded’ by incorporation of heteroatoms and oxidation states into starting materials. In principle and in practice,²⁴ this approach allows a simple, combinatorial route to dense, polyoxygenated libraries. When paired with a macromolecular target, we imagine that oxygenation patterns of bioactive natural products can be altered to uncover simpler paths to oxygenated starting materials yet maintain target af-

finity.^{108,109} Both strategies require close collaboration between chemistry, computation and biology, and for the fields to understand one another with clarity. The push to develop retrosynthetic software superior to original iterations¹¹⁰ requires a clear-eyed understanding of how synthesis is actually conceived and executed. Here we have delineated in granular detail the recursive feedback of experimental results into synthetic design. In addition to the provision of 1) tools for GABA_AR biology, 2) code for molecular complexity, 3) methods for catalytic enantioselective synthesis and 4) combined computational/ experimental insight, we hope this work provides a clear illustration of the interplay between synthesis, mechanism and computation in the current era.

ACKNOWLEDGMENT

Support was provided by the National Institutes of Health (R35 GM122606, R.A.S.; P60 AA006420 and AA015566, M.R.), Jiangsu Industrial Technology Research Institute (M.A.B.), the Uehara Memorial Foundation (M. O.) and the National Science Foundation (CHE-1955922, R.A.S; CHE-1764328, K.N.H). Calculations were performed on the Hoffman2 cluster at the University of California, Los Angeles, and the Extreme Science and Engineering Discovery Environment (XSEDE), supported by the National Science Foundation (OCI-1053575). C.C.L. is grateful to the Imperial College Bursary Scheme for funding. We thank Dr. Jason S. Chen and Brittany Sanchez of the Scripps Automated Synthesis Facility for help with separations and analysis. We gratefully acknowledge Brandon Wright, Robert Lusi and Professor Richmond Sarpong for beta-testing the Böttcher score code, and Professor Böttcher for helpful correspondence.

ASSOCIATED CONTENT

Supporting Information

The Supporting Information is available free of charge on the ACS Publications website.

Experimental materials and methods; computational methods; X-ray crystallography data; python script for Böttcher analysis.

AUTHOR INFORMATION

Corresponding Author

* rshenvi@scripps.edu

Present Addresses

†Graduate School of Pharmaceutical Sciences, Kitasato University, Tokyo, Japan

Author Contributions

‡These authors contributed equally.

REFERENCES

- (1) Seeff, L.; Bonkovsky, H. L.; Navarro, V. J.; Wang, G. Herbal products and the liver: A review of adverse effects and mechanisms. *Gastroenterology* **2015**, *148*, 517.
- (2) <https://www.fda.gov/food/dietary-supplements>

- (3) For modest, positive effects, see: (a) Le Bars, P. L.; Katz M. M.; Bermann N.; Itil, T. M.; Freedman, A. M.; Schatzberg, A. F. A placebo-controlled, double-blind, randomized trial of an extract of *Ginkgo biloba* for dementia, North American EGB Study Group. *JAMA* **1997**, *278*, 1327; (b) Herrschaft, H.; Nacu, A.; Likhachev, S.; Sholomov, I.; Hoerr, R.; Schlaefke, S. *Ginkgo biloba* extract EGB 761® in dementia with neuropsychiatric features: a randomised, placebo-controlled trial to confirm the efficacy and safety of a daily dose of 240 mg. *J. Psychiatr. Res.* **2012**, *46*, 716; (c) Tan, M. S.; Yu, J. T.; Tan, C. C.; Wang, H. F.; Meng, X. F.; Wang, C.; Jiang, T.; Zhu, X.C.; Tan, L. Efficacy and adverse effects of ginkgo biloba for cognitive impairment and dementia: a systematic review and meta-analysis. *J. Alzheimers Dis.* **2015**, *43*, 589; (d) Yuan, Q.; Wang, C.W.; Shi, J.; Lin, Z. X. Effects of *Ginkgo biloba* on dementia: An overview of systematic reviews. *J. Ethnopharmacol.* **2017**, *195*, 1. For no effect, see: (e) Schneider, L.S.; DeKosky, S.T.; Farlow, M.R.; Tariot, P.N.; Hoerr, R.; Kieser, M. A randomized, double-blind, placebo-controlled trial of two doses of *Ginkgo biloba* extract in dementia of the Alzheimer's type. *Curr Alzheimer Res.* **2005**, *5*, 541; (f) Butler, M.; Nelson, V. A.; Davila, H.; Ratner, E.; Fink, H. A.; Hemmy, L. S.; McCarten, J. R.; Barclay, T. R.; Brasure, M.; Kane, R. L. Over-the-Counter Supplement Interventions to Prevent Cognitive Decline, Mild Cognitive Impairment, and Clinical Alzheimer-Type Dementia: A Systematic Review. *Ann. Intern. Med.* **2018**, *168*, 52; (g) DeKosky, S. T.; Williamson, J. D.; Fitzpatrick, A. L.; Kronmal, R. A.; Ives, D. G.; Saxton, J. A.; Lopez, O. L.; Burke, G.; Carlson, M. C.; Fried, L. P.; Kuller, L. H.; Robbins, J. A.; Tracy, R. P.; Woolard, N. F.; Dunn, L.; Snitz, B. E.; Nahin, R. L.; Furberg, C. D. Ginkgo Evaluation of Memory (GEM) Study Investigators, *Ginkgo biloba* for prevention of dementia: a randomized controlled trial. *JAMA* **2008**, *300*, 2253; (h) Vellas, B.; Coley, N.; Ousset, P. J.; Berrut, G.; Dartigues, J. F.; Dubois, B.; Grandjean, H.; Pasquier, F.; Piette, F.; Robert, P.; Touchon, J.; Garnier, Mathiex-Fortunet, H.; Andrieu, S.; GuidAge Study Group. Long-term use of standardised *Ginkgo biloba* extract for the prevention of Alzheimer's disease (GuidAge): a randomised placebo-controlled trial. *Lancet Neurol.* **2012**, *10*, 851; (i) Charembon, T.; Jaisin, K. *Ginkgo biloba* for prevention of dementia: a systematic review and meta-analysis. *J. Med. Assoc. Thai.* **2015**, *5*, 508; (j) Laws, K. R.; Sweetnam, H.; Kondel, T. K. Is *Ginkgo biloba* a cognitive enhancer in healthy individuals? A meta-analysis. *Hum Psychopharmacol.* **2012**, *6*, 527; (k) For a summary, see: Nguyen, T.; Alzahrani, T. Ginkgo Biloba. [Updated 2019 Oct 3]. In: StatPearls [Internet]. Treasure Island (FL): StatPearls Publishing; 2019 Jan-. Available from: <https://www.ncbi.nlm.nih.gov/books/NBK541024/>
- (4) Mei, N.; Guo, X.; Ren, Z.; Kobayashi, D.; Wada, K.; Guo, L. Review of *Ginkgo biloba*-induced toxicity, from experimental studies to human case reports. *J. Environ. Sci. Health Part C* **2017**, *35*, 1.
- (5) Clarke, T. C.; Black, L. I.; Stussman, B. J.; Barnes, P. M.; Nahin, R. L. Trends in the use of complementary health approaches among adults: United States, 2002–2012. *National health statistics reports* **2015**, no. 79. Hyattsville, MD: National Center for Health Statistics.
- (6) Madgula V. L.; Avula, B.; Yu, Y. B.; Wang, Y. H.; Tchantchou, F.; Fisher, S.; Luo, Y.; Khan, I. A.; Khan, S. I. Intestinal and blood-brain barrier permeability of ginkgolides and bilobalide: in vitro and in vivo approaches. *Planta Med.* **2010**, *76*, 599.
- (7) NTP Technical Report on the Toxicology and carcinogenesis studies of *Ginkgo biloba* extract (CAS No. 90045-36-6) in F344/N rats and B6C3F1/N mice (Gavage studies). *Natl. Toxicol. Program Tech. Rep. Ser.* **2013**, 578, 1.
- (8) Fernandez, F.; Morishida, W.; Zuniga, E.; Nguyen, J.; Blank, M.; Malenka, R. C.; Garner, C. C. Pharmacotherapy for cognitive impairment in a mouse model of Down syndrome. *Nature Neurosci.* **2007**, *10*, 411.
- (9) Kiewert, C.; Kumar, V.; Hildmann, O.; Rueda, M.; Hartmann, J.; Naik, R. S.; Klein, J. Role of GABAergic antagonism in the neuroprotective effects of bilobalide. *Brain Res.* **2007**, *1128*, 70.
- (10) Masiulis, S. Desai, R.; Uchanski, T.; Martin, I. S.; Laverty, D.; Malinauskas, T.; Zivanov, J.; Pardon, E.; Kotecha, A.; Steyaert, J.; Miller, K. W.; Aricescu, A. R. GABA_A receptor signaling mechanisms revealed by structural pharmacology. *Nature* **2019**, 565, 454.
- (11) (a) Atzori, C.; Bruno, A.; Chichino, G.; Bombardelli, E.; Scaglia, M.; Ghione, M. Activity of Bilobalide, a Sesquiterpene from *Ginkgo biloba*, on *Pneumocystis carinii*. *Antimicrob. Agents Chemother.* **1993**, *37*, 7, 1492; (b) Bombardelli, E.; Ghione, M. Pharmaceutical Uses of Bilobalide and Derivatives Thereof and Pharmaceutical Compositions Adapted for Such Use. U.S. Pat. Appl. US005264216A, **1993**; (c) Bombardelli, E.; Ghione, M. Bilobalide Derivatives, Their Applications and Formulations Containing Them. US005202313A, **1993**; (d) Bombardelli, E.; Ghione, M. Use of bilobalide and derivatives thereof for treating an infection in an individual and pharmaceutical compositions adapted for such use. EP0556051B1, **1997**.
- (12) (a) Pan, L.; Ren, L.; Chen, F.; Feng, Y.; Luo, Y. Antifeedant Activity of *Ginkgo biloba* Secondary Metabolites against *Hyphantria cunea* Larvae: Mechanisms and Applications. *PLoS ONE* **2016**, *11*, 1; (b) Pszczolkowski, M. A.; Durden, K.; Sellars, S.; Cowell, B.; Brown, J. J. Effects of *Ginkgo biloba* Constituents on Fruit-Infesting Behavior of Coding Moth (*Cydia pomonella*) in Apples. *J. Agric. Food Chem.* **2011**, *59*, 10879-10886. (c) Ahn, Y. J.; Kwon, M.; Park, H. M.; Han, C. K. Potent Insecticidal Activity of *Ginkgo biloba* Derived Trilactone Terpenes. *ACS Symposium Series* **1997**, Ch. 7, 90; (d) Ozoe, Y. γ -aminobutyrate- and glutamate-gated chloride channels as targets of insecticides. *Advances in Insect Physiology*, **2013**, *44*, 211.
- (13) Major, R. T. The Ginkgo, the most ancient living tree, *Science* **1967**, *157*, 1270.
- (14) Koch, E. Inhibition of platelet activating factor (PAF)-induced aggregation of human thrombocytes by ginkgolides: considerations on possible bleeding complications after oral intake of *Ginkgo biloba* extracts. *Phytomedicine* **2005**, *12*, 10.
- (15) Lee, D.; Su, H.; O'Dowed, D. K. GABA receptors Containing Rdl Subunits Mediate Fast Inhibitory Synaptic Transmission in *Drosophila* Neurons. *J. Neuroscience* **2003**, *23*, 4625.
- (16) (a) Constant, R. H. F.; Steichen, J. C.; Rocheleau, T. A.; Aronstein, K.; Roush, R. T. A single-amino acid substitution in a γ -aminobutyric acid subtype A receptor locus is associated with cyclodiene insecticide resistance in *Drosophila* populations. *PNAS*, **1993**, *90*, 1957; (b) Thompson, A. J.; McGonigle, I.; Duke, R.; Johnston, G. A. R.; Lummis, S. C. R. A single amino acid determines the toxicity of *Ginkgo biloba* extracts. *FASEB J.* **2012**, *26*, 1884.
- (17) (a) Huang, S. H.; Duke, R. K.; Chebib, M.; Sasaki, K.; Wada, K.; and Johnston, G. A. Bilobalide, a sesquiterpene trilactone from *Ginkgo biloba*, is an antagonist at recombinant

- 1
2 $\alpha_1\beta_2\gamma_{2L}$ GABA_A receptors. *Eur. J. Pharmacol.* **2003**, *464*, 1.; (b)
3 Ng, C. C.; Duke, R. K.; Hinton, T.; Johnston G. A. R. GABA_A
4 receptor cysteinyl mutants and the ginkgo terpenoid lactones bilobalide and ginkgolides. *Eur. J. Pharmacol.* **2016**, *777*, 136.
- 5 (18) Kalueff, A. V. Mapping convulsants' binding to the
6 GABA-A receptor chloride ionophore: A proposed model for
7 channel binding sites *Neurochem. Int.* **2007**, *57*, 61.
- 8 (19) A note on nomenclature: residues in the transmembrane
9 domain (TMD)-spanning α -helices (see Figure 1) are numbered
10 from 0', a conserved charged residue near the cytoplasm. Negative
11 numbered residues (e.g. -2') are farther from the extracellular
12 domain and positive numbered residues are closer. See Ref. 16b.
- 13 (20) Ng, C. C.; Duke, R. K.; Hinton, T.; Johnston, G. A. R.
14 Effects of Bilobalide, Ginkgolide B and Picrotoxinin on GABA_A
15 receptor Modulation by Structurally Diverse Positive Modulators.
16 *Eur. J. Pharmacol.* **2017**, *806*, 83.
- 17 (21) (a) Jorgensen, J. L. Aldrin and Dieldrin: A Review of
18 Research on Their Production, Environmental Deposition and
19 Fate, Bioaccumulation, Toxicology, and Epidemiology in the
20 United States. *Environ. Health Perspect.* **2001**, *109*, 113. (b)
21 Agency for Toxic Substances and Disease Registry (ATSDR).
22 2002. Toxicological profile for Aldrin/Dieldrin. Atlanta, GA: U.S.
23 Department of Health and Human Services, Public Health Service.
24 (c) Soto, A. R.; Deichman W.B.; Major Metabolism and
25 Acute Toxicity of Aldrin, Dieldrin, and Endrin. *Environmental
26 Research* **1967**, *1*, 307.
- 27 (22) (a) Lu, H. H.; Martinez, M. D.; Shenvi, R. A. An eight-
28 step-gram-scale synthesis of (-)-jiadifenolide. *Nature Chem.*
29 **2015**, *7*, 604; (b) Ohtawa, M.; Krambis, M. J.; Cerne, R.;
30 Schkeryantz, J. M.; Witkin, J. M., Shenvi, R. A. Synthesis of (-)-
31 11-O-Debenzoyltashironin: Neurotrophic Sesquiterpenes Cause
32 Hyperexcitation. *J. Am. Chem. Soc.* **2017**, *139*, 9637.
- 33 (23) Witkin et. al. Pharmacological characterization of the
34 neurotrophic sesquiterpenojiadifenolide reveals a non-convulsant
35 signature and potential for progression in neurodegenerative disease
36 studies. *Biochem. Pharmacol.* **2018**, *155*, 61.
- 37 (24) Huffman, B. J.; Chen, S.; Schwarz, J. L; Plata, R. E.;
38 Chin, E.; Houk, K. N.; Lairson, L. L.; Ryan A. Shenvi Electronic
39 Complementarity Permits Hindered Butenolide Heterodimerization
40 and Discovery of Novel cGAS/STING Pathway Antagonists,
41 *Nature Chem.* **2020**, *12*, 310.
- 42 (25) Böttcher, T. An Additive Definition of Molecular Complexity. *J. Chem. Inf. Model.* **2016**, *56*, 462.
- 43 (26) Herzon, S. B. Emergent Properties of Natural Products. *SynLett* **2018**, *29*, 1823.
- 44 (27) Weir, C. J.; Ling, A. T. Y.; Bellelli, D.; Wildsmith, J. A.
45 W.; Peters, J. A.; Lambert, J. J. The interaction of anaesthetic
46 steroids with recombinant glycine and GABA_A receptors. *Br. J. Anaesth.* **2004**, *92*, 704.
- 47 (28) (a) Corey, E. J.; Guo, S. Total synthesis of a C15 ginkgolide, (\pm)-bilobalide. *J. Am. Chem. Soc.* **1987**, *109*, 7534. (b)
48 Corey, E. J.; Su, W. Enantioselective Total Synthesis of Bilobalide, A C15 Ginkgolide. *Tetrahedron Lett.* **1988**, *29*, 3423.
- 49 (29) Crimmins, M. T.; Jung, D. K.; Gray, J. L. Synthetic
50 Studies on the Ginkgolides: Total Synthesis of (\pm)-Bilobalide. *J. Am. Chem. Soc.* **1993**, *115*, 3155.
- 51 (30) Normalization by dividing by atom count mitigates the
52 influence of protecting groups which often encode large amounts
53 of information that is irrelevant to building target complexity.
- 54 (31) Baker, M. A.; Demoret, R. M.; Ohtawa, M.; Shenvi, R.
55 A. Concise asymmetric synthesis of (-)-bilobalide. *Nature* **2019**,
56 *575*, 643.
- 57 (32) Schuster, D. I.; Lem, G.; Kaprinidis, N. A. New Insights
58 into an old Mechanism: [2+2] Photocycloadditions of Enones to
59 Alkenes. *Chem. Rev.* **1993**, *93*, 3.
- 60 (33) (a) Iwasaki, K.; Wan, K. K.; Oppedisano, A.; Crossley,
S. W. M.; Shenvi R. A. Simple, Chemoselective Hydrogenation
with Thermodynamic Stereocontrol. *J. Am. Chem. Soc.* **2014**, *136*,
1303; b) Crossley, S. W. M.; Barabé, F.; Shenvi, R. A. Simple,
Chemoselective, Catalytic Olefin Isomerization, *J. Am. Chem. Soc.* **2014**, *136*, 16788.
- (34) Crossley, S. W. M.; Martinez, R. M.; Obradors, C.;
Shenvi, R. A. Mn, Fe, and Co-Catalyzed Radical Hydrofunctionalizations of Olefins, *Chem. Rev.* **2016**, *116*, 8912.
- (35) Evans, D. A.; Tedrow, J. S.; Shaw, J. T.; Downey, C. W. Diastereoselective Magnesium Halide-Catalyzed *anti*-Aldol Reactions of Chiral *N*-Acylloxazolidinones. *J. Am. Chem. Soc.* **2002**, *124*, 392.
- (36) Nicolaou, K. C.; Ellery, S. P.; Chen, J. S. Samarium Diodide-Mediated Reactions in Total Synthesis. *Angew. Chem. Int. Ed.* **2009**, *48*, 39, 7140.
- (37) Thankachan, A. P.; Asha, S.; Singhu, K. S.; Anilkumar, G. An overview of Zn-catalyzed enantioselective aldol type C-C bond formation. *RSC Adv.* **2015**, *5*, 62179.
- (38) Kern, N.; Plesniak, M. P.; McDouall, J. J. W.; Procter, D. J. Enantioselective cyclizations and cyclization cascades of samarium ketyl radicals. *Nature Chem.* **2017**, *9*, 1198.
- (39) Ribeiro, C. M. R.; Cordeiro de Farias, F. M. Chiral Ligands in the Asymmetric Reformatsky Reaction. *Mini-Reviews in Organic Chemistry.* **2006**, *3*, 1.
- (40) Ojida, A.; Yamano, T.; Taya, N.; Tasaka, A. Highly Enantioselective Reformatsky Reaction of Ketones: Chelation-Assisted Enantioface Discrimination. *Org. Lett.* **2002**, *4*, 18, 3051.
- (41) Kloetzing, R. J.; Thaler, T.; Knochel, P. An Improved Asymmetric Reformatsky Reaction Mediated by (-)-*N,N*-Dimethylaminoisborneol. *Org. Lett.* **2006**, *8*, 1125.
- (42) Wolf, C.; Moskowit, M. Bisoxazolidine-Catalyzed Enantioselective Reformatsky Reaction. *J. Org. Chem.* **2011**, *76*, 6372.
- (43) Fernández-Ibáñez, M. A.; Maciá, B.; Minnaard, A. J.; Feringa, B. L. Catalytic Enantioselective Reformatsky Reaction with Aldehydes. *Angew. Chem. Int. Ed.* **2008**, *47*, 1317.
- (44) Lin, N.; Chen, M-M.; Luo, R-S.; Deng, T-Q.; Lu, G. Indolinylmethanol catalyzed enantioselective Reformatsky reaction with ketones. *Tetrahedron: Asymm.* **2010**, *21*, 2816.
- (45) Cozzi, P. G.; Mignogna, A.; Zoli, L. Catalytic enantioselective Reformatsky reactions. *Pure Appl. Chem.* **2008**, *80*, 891.
- (46) Kanai, K.; Wakabayashi, H.; Honda, T. Rhodium-Catalyzed Reformatsky-Type Reaction. *Org. Lett.* **2000**, *2*, 2549.
- (47) Li, Y.; He, B. Asymmetric Reformatsky Reaction of Aldehydes Catalyzed by Novel β -amino Alcohols and Zinc Complexes. *Synth. Commun.* **2014**, *44*, 13, 1938.
- (48) Fornalczyk, M.; Singh, K.; Stuart, A. M. Enantioselective Reformatsky reaction of ethyl iododifluoroacetate with ketones. *Org. Biomol. Chem.* **2012**, *10*, 3332.

- (49) Fernández-Ibáñez, M. A.; Maciá, B.; Alonso, D. A.; Pastor, I. M. Recent Advances in the Catalytic Enantioselective Reformatsky Reaction. *Eur. J. Chem.* **2013**, 7028.
- (50) Choppin, S.; Ferreiro-Medeiros, L.; Barbarotto, M.; Colobert, F. Recent advances in the diastereoselective Reformatsky-type reaction. *Chem. Soc. Rev.* **2013**, 42, 937.
- (51) Li, F.; Castle, S. L. Synthesis of the Acutumine Spirocycle via a Radical–Polar Crossover Reaction. *Org. Lett.* **2007**, 9, 4033.
- (52) Va, P.; Campbell, E. L.; Robertson, W. M.; Boger, D. L. Total Synthesis and Evaluation of a Key Series of C5-Substituted Vinblastine Derivatives. *J. Am. Chem. Soc.* **2010**, 132, 8489.
- (53) Schröder, M. Osmium Tetraoxide Cis Hydroxylation of Unsaturated Substrates. *Chem. Rev.* **1980**, 80, 187.
- (54) (a) Abelman, M. M.; Oh, T.; Overman, L. E. Intramolecular Alkene Arylations for Rapid Assembly of Polycyclic Systems Containing Quaternary Centers. A New Synthesis of Spirooxindoles and Other Fused and Bridged Ring Systems. *J. Org. Chem.* **1987**, 52, 4130; (b) Ludlow, B. S.; Danielson, J.; Somfai, P. Comino Carbopalladation-Carbonylation: Investigation Substrate Scope. *Adv. Synth. Catal.* **2012**, 354, 206; (c) Liu, P.; Seo, J. H.; Weinreb, S. M. Total Synthesis of the Polycyclic Fungal Metabolite (\pm)-Communesin F. *Angew. Chem. Int. Ed.* **2010**, 49, 2000.
- (55) (a) Zombeck, A.; Hamilton, D. E.; Drago, R. S. Novel Catalytic Oxidations of Terminal Olefins by Cobalt(II)-Schiff Base Complexes. *J. Am. Chem. Soc.* **1982**, 104, 6782. (b) Mukaiyama, T.; Isayama, S.; Inoki, S.; Kato, K.; Yamada, T.; Takai, T. Oxidation-reduction hydration of olefins with molecular oxygen and 2-propanol catalyzed by bis(acetylacetonato)cobalt(II). *Chem. Lett.* **1989**, 18, 449.
- (56) Green, S. A.; Crossley, S. W. M.; Matos, J. L. M.; Vásquez-Céspedes, S.; Shevick, S.; Shenvi, R. A. The High Chemofidelity of Metal-Catalyzed Hydrogen Atom Transfer. *Acc. Chem. Res.* **2018**, 51, 2628.
- (57) Yaremenko, I. A.; Vil', V. A.; Demchuk, D. V.; Terent'ev, A. O. Rearrangements of organic peroxides and related processes. *Beilstein J. Org. Chem.* **2016**, 12, 1647.
- (58) Nishinaga, A.; Yamada, T.; Fujisawa, H.; Ishizaki, K.; Ihara, H.; Matsuura, T. Catalysis of Cobalt-Schiff Base Complexes In Oxygenation of Alkenes: On the Mechanism of Ketonization. *J. Mol. Catal.* **1988**, 48, 249.
- (59) Only recently has absolute stereocontrol emerged. See: (a) Discolo, C. A.; Touney, E. E.; Pronin, S. V. Catalytic Asymmetric Radical–Polar Crossover Hydroalkoxylation. *J. Am. Chem. Soc.* **2019**, 44, 17527; (b) Ebisawa, K.; Izumi, K.; Ooka, Y.; Kato, H.; Kanazawa, S.; Komatsu, S.; Nishi, E.; Shigehisa, H. Catalyst- and Silane-Controlled Enantioselective Hydrofunctionalization of Alkenes by Cobalt-Catalyzed Hydrogen Atom Transfer and Radical–Polar Crossover. *J. Am. Chem. Soc.* **2020**, 142, 13481.
- (60) Zuckerman, D. S.; Woerpel, K. A. Diastereoselective peroxidation of derivatives of Baylis-Hillman adducts. *Tetrahedron* **2019**, 75, 4118.
- (61) Obradors, C.; Martinez, R. M.; Shenvi, R. A. Ph(*i*-PrO)SiH₂: An Exceptional Reductant for Metal-Catalyzed Hydrogen Atom Transfers. *J. Am. Chem. Soc.* **2016**, 138, 4962.
- (62) Parsons, A. F.; Bar, G. Stereoselective radical reactions. *Chem. Soc. Rev.* **2003**, 32, 251; (b) Hanessian, S.; Yang, H.; Schaum, R. Hydrogen-Bonding as a Stereocontrolling Element in Free-Radical C-Allylation Reactions: Vicinal, Proximal, and Remote Asymmetric Induction in the Amino Acid Series. *J. Am. Chem. Soc.* **1996**, 118, 2507; (c) Pedrosa, R.; Andrés, C.; Duque-Soladana, J. P.; Mendiguchía, P. A Novel Case of Diastereoselection in 5-exo Radical Cyclization Promoted by Hydrogen Bonding. *Eur. J. Org. Chem.* **2000**, 3727; (d) Guindon, Y.; Guérin, B.; Landry, S.R., Intramolecular Aminyl and Iminyl Radical Additions to α,β -Unsaturated Esters. Diastereoselective Tandem Cyclofunctionalization and Hydrogen Transfer Reactions. *Org. Lett.* **2001**, 3, 2293.
- (63) Heathcock, C.H.; Kath, J.C.; Ruggeri, R. B. *Daphniphyllum* Alkaloids. 16. Total Synthesis of (+)-Codaphniphylline. *J. Org. Chem.* **1995**, 60, 1120.
- (64) Xue, F.; Gu, W.; Silverman, R.B. Concise Route to the Chiral Pyrrolidine Core of Selective Inhibitors of Neuronal Nitric Oxide. *Org. Lett.* **2009**, 11, 5194.
- (65) González, D. F.; Brand, J. P.; Waser, J. Ethynyl-1,2-benziodoxol-3(1H)-one (EBX): An Exceptional Reagent for the Ethynylation of Keto, Cyano, and Nitro Esters. *Chem. Eur. J.* **2010**, 16, 9457.
- (66) Yudasaka, M.; Shimbo, D.; Maruyama, T.; Tada, N.; Itoh, A. Synthesis, Characterization, and Reactivity of an Ethynyl Benziodoxolone (EBX)–Acetonitrile Complex. *Org. Lett.* **2019**, 21, 1098.
- (67) 3,5-dinitrobenzoate **33** was isolated and characterized, but it decomposed via facile benzoate hydrolysis during multiple crystallization attempts. The bis-(ethyl ester) corresponding to **33** was much more stable and easily crystallized (see Supporting Information).
- (68) (a) Bhagwat, S. S.; Hamann, P. R.; Still, W. C. Synthesis of Thromboxane A₂. *J. Am. Chem. Soc.* **1985**, 107, 6372; (b) for a beautiful structural modification to impart acid stability, see: Jing, C.; Mallah, S.; Kriemen, E.; Bennett, S. H.; Fasano, V.; Lennox, A. J. J.; Hers, I.; Aggarwal, V. K. Synthesis, Stability, and Biological Studies of Fluorinated Analogues of Thromboxane A₂. *Cycl. Sci.* **2020**, 6, 995.
- (69) Bull, J. A.; Croft, R. A.; Davis, O. A.; Doran, R.; Morgan, K. F. Oxetanes: Recent Advances in Synthesis, Reactivity, and Medicinal Chemistry. *Chem. Rev.* **2016**, 116, 12150.
- (70) Wu, E., Kong, F., Synthesis and Conformational Analysis of Substituted 2,6-dioxabicyclo[3.3.1]heptanes: 1,3-anhydro-2,4-di-*O*-benzyl- and -2,4-di-*O*-(*p*-bromobenzyl)- β -L-rhamnopyranose. *Carbohydrate Res.* **1987**, 161, 235.
- (71) Shimada, N.; Hasegawa, S.; Harada, T.; Tomisawa, T.; Fujii, A.; Takita, T. Oxetanocin, a Novel Nucleoside from *Bacteria J. Antibiotics* **1986**, 39, 1623.
- (72) Han, Q.; Zhang, J.; Lu, Y.; Wu, Y.; Zheng, Q.; Sun, H. A Novel Cytotoxic Oxetane *ent*-Kauranoid from *Isodon japonicus*. *Planta Med.* **2004**, 70, 581.
- (73) Emsermann, J.; Opatz, T.; Photochemical Approaches to the Bilobalide Core. *Eur. J. Org. Chem.* **2017**, 3362.
- (74) Maier, G.; Pfiem, S.; Schäfer, U.; Matusch, R. Tetra-*tert*-butyltetrahedrane. *Angew. Chem. Int. Ed. Engl.* **1978**, 17, 520.
- (75) Evans, D.A.; Kaldor, S.W.; Jones, T. K.; Clardy, J.; Stout, T. J. Total synthesis of the macrolide antibiotic cytotaricin. *J. Am. Chem. Soc.* **1990**, 112, 7001.
- (76) Vedejs, E.; Chen, X. Parallel Kinetic Resolution. *J. Am. Chem. Soc.* **1997**, 119, 2584.
- (77) (a) Coric, I., Muller, S., List, B. Kinetic Resolution of Homoaldols via Catalytic Asymmetric Transacetalization. *J. Am. Chem. Soc.* **2010**, 132, 17370; (b) Sun, Z.; Winschel, G. A.; Borokiva, A.; Nagorny, P. Chiral phosphoric acid-catalyzed enan-

1
2
3
4
5
6
7
8
9
10
11
12
13
14
15
16
17
18
19
20
21
22
23
24
25
26
27
28
29
30
31
32
33
34
35
36
37
38
39
40
41
42
43
44
45
46
47
48
49
50
51
52
53
54
55
56
57
58
59
60

tioselective and diastereoselective spiroketalizations. *J. Am. Chem. Soc.* **2012**, *134*, 8074.

(78) We validated dr by NMR to avoid LC errors based on differential UV-activity, ionization of diastereomers, or impurity co-elution.

(79) (a) Shu, C.; Liu, M. Q.; Sun, Y. Z.; Ye, L. W. Efficient Synthesis of γ -Lactones via Gold-Catalyzed Tandem Cycloisomerization/Oxidation. *Org. Lett.* **2012**, *14*, 4958; (b) Zeng, M.; Herzon, S. B. Synthesis of 1,3-Amino Alcohols, 1,3-Diols, Amines, and Carboxylic Acids from Terminal Alkynes. *J. Org. Chem.* **2015**, *80*, 8604; (c) Asao, N.; Ohishi, T.; Sato, K.; Yamamoto, Y. Lewis acid catalyzed stereoselective hydrosilylation of ketones under the control of σ - π chelation. *Tetrahedron*, **2002**, *58*, 8195.

(80) Julia, M.; Saint-Jalmes, V. P.; Verpeaux, J.-N. Oxidation of Carbanions with Lithium *Tert*-Butyl Peroxide. *Synlett* **1993**, 233.

(81) Ohtawa, O.; Ogihara, S.; Sugiyama, K.; Shiomu, K.; Harigaya, Y.; Nagamitsu, T.; Omura, S. Enantioselective total synthesis of atpenin A5. *J. Antibiot.* **2009**, *62*, 289.

(82) Brown, H.C.; Bhat, N. G.; Srebnik, M. A Simple, General Synthesis of 1-Alkynyldiisopropoxyboranes. *Tet. Lett.* **1988**, *29*, 2631.

(83) This reaction was conceived and executed in October 2017 by Dr. Masaki Ohtawa, presented in November 2017 at ISONIS-11, posted to ChemRxiv (May 30, 2019) and published in Ref. 31 (October 16, 2019). A variation on this same reaction was published recently (March 27, 2020): Li, C.; Zhao, P.; Li, R.; Zhang, B.; Zhao, W. Oxidation of Alkynyl Boronates to Carboxylic Acids, Esters, and Amides. *Angew. Chem. Int. Ed.* **2020**, *59*, 10913. A revised manuscript now cites our work.

(84) Nakanishi, K.; Habaguchi, K.; Nakadaira, Y.; Woods, M. C.; Maruyama, M.; Major, R. T.; Alauddin, M.; Patel, A. R.; Weinges, K.; Baehr, W. Structure of bilobalide, a rare *tert*-butyl containing sesquiterpenoid related to the C20-ginkgolides. *J. Am. Chem. Soc.* **1971**, *93*, 3544.

(85) (a) Lichtblau, D.; Berger, J. M.; Nakanishi, K. Efficient Extraction of Ginkgolides and Bilobalide from *Ginkgo biloba* Leaves. *J. Nat. Prod.* **2002**, *65*, 1501; (b) van Beek, T. A. Chemical analysis of *Ginkgo biloba* leaves and extracts. *J. Chromatogr. A.* **2002**, *967*, 21; (c) Jaracz, S.; Malik, S.; Nakanishi, K. Isolation of ginkgolides A, B, C, J and bilobalide from *G. biloba* extracts. *Phytochemistry* **2004**, *65*, 2897; (d) Choi, Y. H.; Kim, J.; Yoo, K.P. Supercritical-Fluid Extraction of Bilobalide and Ginkgolides from *Ginkgo biloba* Leaves by Use of a Mixture of Carbon Dioxide, Methanol, and Water. *Chromatographia* **2002**, *56*, 753; (e) Lang, Q.; Wai, C. M., Pressurized water extraction (PWE) of terpene trilactones from *Ginkgo biloba* leaves. *Green Chemistry* **2003**, *5*, 415.

(86) Van Beek, T.A. Comments on 'An Extraction Method for Determination of Ginkgolides and Bilobalide in Ginkgo Leaf Extracts'. *Anal. Chem.* **2000**, *72*, 3396.

(87) Fourtillan, J. B.; Brisson, A. M.; Girault, J.; Ingrand, I.; Decourt, J. P.; Drieu, K.; Jouenne, P.; Biber, A. Pharmacokinetic properties of Bilobalide and Ginkgolides A and B in healthy subjects after intravenous and oral administration of *Ginkgo biloba* extract (EGb 761). *Thérapie* **1995**, *50*, 137.

(88) Wang, J.; Ouyang, J.; Liu, Y.; Jia, X.; You, S.; He, S.; Di, X. Development of a sensitive LC-MS/MS method for the determination of bilobalide in rat plasma with special consideration of *ex vivo* bilobalide stability: Application to a preclinical pharmacokinetic study. *J. Pharm. Biomed. Anal.* **2014**, *95*, 238.

(89) Weinges, K.; Hepp, M.; Huber-Patz, U.; Rodewald, H.; Irngartinger, H. Chemie Der Ginkgolide, I. 10-Acetyl-1-Methoxycarbonyl-2,3,14,15,16-Pentanorginkgolide A, Ein Zwischenprodukt Zur Herstellung von Bilobalid. *Liebigs Ann. der Chemie* **1986**, *6*, 1057.

(90) Lanthier, G. F.; Graham, W. A. G. π -Bonding in the Boron-Oxygen Bond. *Chem. Comm.* **1968**, 715.

(91) Juaristi, E.; Cuevas, G. Recent Studies of the Anomeric Effect. *Tetrahedron* **1992**, *48*, 5019.

(92) Luger, P.; Kothe, Paulsen, H. Kristallstruktur von 2,3,4-tri-*O*-acetyl- β -D-xylopyranosylchloride. *Carbohydr. Res.* **1974**, *37*, 283.

(93) For example, acetylation of amides to imides lowers α -CH acidity: Bordwell, F. G.; Fried, H. E. Heterocyclic Aromatic Anions with $4n + 2$ π -electrons. *J. Org. Chem.* **1991**, *56*, 4218.

(94) Kochkodan, V.; Darwish, N. B.; Hilal, N. The chemistry of boron in water, in: Kabay, N.; Bryjak, M.; Hilal, N. (Eds.), Boron Separation Processes, Elsevier, Amsterdam, **2015**.

(95) Chuang, K. V.; Xu, C.; Reisman, S. E. A 15-step synthesis of (+)-ryanodol. *Science* **2016**, *353*, 912.

(96) Related derivatives of **2** yielded similar pKa difference between inner/outer lactones (details in SI).

(97) Shenvi, R. A. Neurite Outgrowth Enhancement by Jia-difenolide: Possible Targets. *Nat. Prod. Rep.* **2016**, *33*, 535.

(98) Roberto, M., Kirson, D. & Khom, S. The Role of the Central Amygdala in Alcohol Dependence. *Cold Spring Harb Perspect. Med.* **2020** doi:10.1101/cshperspect.a039339.

(99) Herman, M. A.; Contet, C.; Justice, N. J.; Vale, W.; Roberto, M. Novel subunit-specific tonic GABA currents and differential effects of ethanol in the central amygdala of CRF receptor-1 reporter mice. *J. Neurosci.* **2013**, *33*, 3284.

(100) Pirker, S.; Schwarzer, C.; Wieselthaler, A.; Sieghart, W.; Sperk, G. GABA(A) receptors: immunocytochemical distribution of 13 subunits in the adult rat brain. *Neuroscience* **2000**, *101*, 815.

(101) Gilpin, N. W.; Herman, M. A.; Roberto, M. The central amygdala as an integrative hub for anxiety and alcohol use disorders. *Biol. Psychiatry* **2015**, *77*, 859.

(102) Roberto, M.; Cruz, M. T.; Gilpin, N. W.; Sabino, V.; Schweitzer, P.; Bajo, M.; Cottone, P.; Madamba, S. G.; Stouffer, D. G.; Zorrilla, E. P.; Koob, G. F.; Siggins, G. R.; Parsons, L. H. Corticotropin releasing factor-induced amygdala gamma-aminobutyric Acid release plays a key role in alcohol dependence. *Biol. Psychiatry* **2010**, *67*, 831.

(103) Lovering, F.; Bikker, J.; Humblet, C. Escape from Flatland: Increasing Saturation as an Approach to Improving Clinical Success. *J. Med. Chem.* **2009**, *52*, 6752.

(104) For use in complexity-generation and biological annotation by 'cell-painting,' see: Gerry, C. J.; Hua, B, K.; Wawer, M. J.; Knowles, J. P.; Nelson Jr., S. D.; Verho, O.; Dandapani, S.; Wagner, B. K.; Clemons, P. A.; Booker-Milburn, K. I.; Boskovic, Z. V.; Schreiber, S. L. Real-Time Biological Annotation of Synthetic Compounds. *J. Am. Chem. Soc.* **2016**, *138*, 8920.

(105) Bertz, S. H. The first general index of molecular complexity" *J. Am. Chem. Soc.* **1981**, *103*, 3599.

(106) Code and updates can be found at: <https://github.com/ccsb-scripps/bottchscore>

(107) Li, J.; Eastgate, M. D. Current complexity: a tool for assessing the complexity of organic molecules, *Org. Biomol. Chem.* **2015**, *13*, 7164.

(108) Crossley, S. W. M.; Tong, G.; Lambrecht, M.; Burdge, H. E.; Shenvi, R. A. Synthesis of Picrotoxinin via Late-Stage Strong Bond Activations, *J. Am. Chem. Soc.* **2020**, *142*, 11376.

(109) Huffman, B.; Shenvi, R. A. Natural Products in the 'Marketplace': Interfacing Synthesis and Biology. *J. Am. Chem. Soc.* **2019**, *141*, 3332.

(110) Corey, E. J.; Wipke, W. T. Computer-assisted design of complex organic synthesis, *Science* **1969**, *166*, 178.

TOC Graphic

